

# Ultra Services Platform NETCONF API Reference, Release 6.14

First Published: 2020-06-30

## **Americas Headquarters**

Cisco Systems, Inc.

170 West Tasman Drive

San Jose, CA 95134-1706

USA

<http://www.cisco.com>

Tel: 408 526-4000

800 553-NETS (6387)

Fax: 408 527-0883

THE SPECIFICATIONS AND INFORMATION REGARDING THE PRODUCTS IN THIS MANUAL ARE SUBJECT TO CHANGE WITHOUT NOTICE. ALL STATEMENTS, INFORMATION, AND RECOMMENDATIONS IN THIS MANUAL ARE BELIEVED TO BE ACCURATE BUT ARE PRESENTED WITHOUT WARRANTY OF ANY KIND, EXPRESS OR IMPLIED. USERS MUST TAKE FULL RESPONSIBILITY FOR THEIR APPLICATION OF ANY PRODUCTS.

THE SOFTWARE LICENSE AND LIMITED WARRANTY FOR THE ACCOMPANYING PRODUCT ARE SET FORTH IN THE INFORMATION PACKET THAT SHIPPED WITH THE PRODUCT AND ARE INCORPORATED HEREIN BY THIS REFERENCE. IF YOU ARE UNABLE TO LOCATE THE SOFTWARE LICENSE OR LIMITED WARRANTY, CONTACT YOUR CISCO REPRESENTATIVE FOR A COPY.

The Cisco implementation of TCP header compression is an adaptation of a program developed by the University of California, Berkeley (UCB) as part of UCB's public domain version of the UNIX operating system. All rights reserved. Copyright © 1981, Regents of the University of California.

NOTWITHSTANDING ANY OTHER WARRANTY HEREIN, ALL DOCUMENT FILES AND SOFTWARE OF THESE SUPPLIERS ARE PROVIDED "AS IS" WITH ALL FAULTS. CISCO AND THE ABOVE-NAMED SUPPLIERS DISCLAIM ALL WARRANTIES, EXPRESSED OR IMPLIED, INCLUDING, WITHOUT LIMITATION, THOSE OF MERCHANTABILITY, FITNESS FOR A PARTICULAR PURPOSE AND NONINFRINGEMENT OR ARISING FROM A COURSE OF DEALING, USAGE, OR TRADE PRACTICE.

IN NO EVENT SHALL CISCO OR ITS SUPPLIERS BE LIABLE FOR ANY INDIRECT, SPECIAL, CONSEQUENTIAL, OR INCIDENTAL DAMAGES, INCLUDING, WITHOUT LIMITATION, LOST PROFITS OR LOSS OR DAMAGE TO DATA ARISING OUT OF THE USE OR INABILITY TO USE THIS MANUAL, EVEN IF CISCO OR ITS SUPPLIERS HAVE BEEN ADVISED OF THE POSSIBILITY OF SUCH DAMAGES.

Any Internet Protocol (IP) addresses and phone numbers used in this document are not intended to be actual addresses and phone numbers. Any examples, command display output, network topology diagrams, and other figures included in the document are shown for illustrative purposes only. Any use of actual IP addresses or phone numbers in illustrative content is unintentional and coincidental.

All printed copies and duplicate soft copies are considered un-Controlled copies and the original on-line version should be referred to for latest version.

Cisco has more than 200 offices worldwide. Addresses, phone numbers, and fax numbers are listed on the Cisco website at [www.cisco.com/go/offices](http://www.cisco.com/go/offices).

Cisco and the Cisco logo are trademarks or registered trademarks of Cisco and/or its affiliates in the U.S. and other countries. To view a list of Cisco trademarks, go to this URL: <http://www.cisco.com/go/trademarks>. Third-party trademarks mentioned are the property of their respective owners. The use of the word partner does not imply a partnership relationship between Cisco and any other company. (1110R)

© 2020 Cisco Systems, Inc. All rights reserved.

## Table of Contents

Ultra Services Platform NETCONF API Reference, Release 6.14 .....	1
Conventions.....	8
Obtaining Documentation and Submitting a Service Request.....	8
Ultra Services Platform (USP) Introduction.....	9
API Functions .....	9
UAS Roles .....	10
AutoIT.....	10
AutoVNF .....	11
AutoDeploy.....	11
UAS Architecture.....	11
UAS Workflow.....	11
UAS Deployment Options.....	12
UAS Cluster.....	12
All-in-One Mode (Single NSD).....	12
UAS in Cluster Mode (Multiple NSDs).....	13
VNF-EM Deployment via UAS .....	14
Configuration Descriptors and Operational Records .....	15
Descriptors Vs Instances for VIM Resources.....	16
Transaction Management .....	17
Operations.....	17
Viewing Transaction Status.....	17
Clearing Transactions.....	18
Transaction Logs.....	20
Operations.....	20
Viewing Transaction Logs .....	20
Clearing Transaction Logs.....	21
Viewing Transaction Hierarchy .....	21
Notification Events Management.....	23
Operations.....	23
Subscribing to UAS Notification Stream .....	23
Obtaining Notification Events .....	23
UAS Notification Events.....	25

- Deployment Events..... 25
- Lifecycle Events..... 26
- Event History..... 27
- Event Timestamp..... 27
- NSD Configuration..... 28
- Operations..... 28
- Configuring NSD..... 28
- NSD Deployment..... 31
- Operations..... 31
- Activating NSD..... 31
- Deactivating NSD ..... 31
- Uploading NSD..... 32
- Updating NSD..... 33
- Obtaining Deployment Notification During NSD Activation ..... 35
- Fetching VNFR Information..... 37
- Network Service Record Parameters ..... 46
- Virtual Link Record Parameters..... 47
- Secure Token Configuration..... 49
- Operations..... 49
- Configuring Secure Token..... 49
- Configuring SSH Keys..... 50
- Configuring Secure SCM..... 51
- VIM Orchestrator Configuration..... 53
- Operations..... 53
- Configuring VIM-ORCHD ..... 53
- VIM Orchestrator Deployment..... 59
- Operations..... 59
- Deploying VIM Orchestrator..... 59
- Obtaining VIM-ORCH Deployment Event Notifications..... 59
- Obtaining VIM-ORCH Instance Information..... 62
- Deactivating VIM Orchestrator ..... 63
- Obtaining Notifications Sent During Deactivation of VIM-ORCH Deployment ..... 63
- VIM Configuration..... 66

Operations.....	66
Configuring VIMD .....	66
VIM Deployment.....	71
Operations.....	71
Deploying VIM.....	71
Obtaining VIM Deployment Event Notifications.....	71
Obtaining VIM Instance Information.....	74
Obtaining NFVNode Instance Information.....	75
Deactivating VIM .....	76
Obtaining Notifications Sent During Deactivation of VIM Deployment .....	77
VNF Package Configuration.....	79
Operations.....	80
Configuring VNF Package .....	80
VNF Package Deployment.....	81
Operations.....	81
Activating VNF Package .....	81
Obtaining VNF Package Deployment Event Notifications .....	82
Obtaining VNF Package Operational Instance Information.....	83
Deactivating VNF Package.....	85
Obtaining Notifications Sent During Deactivation of VNF Package.....	86
Virtual Link Configuration .....	88
Virtual Link Descriptor Configuration Parameters.....	88
Operations.....	89
Configuring Network Descriptor .....	89
Configuring Network Instance .....	91
VIM Identity Configuration.....	93
Operations.....	93
Configuring VIM Identity.....	93
VIM Artifacts Configuration.....	95
Operations.....	95
Configuring VIM Artifacts.....	95
Configuring VNF Rack .....	98
Defining a Tenant .....	99
VIM Artifacts Deployment.....	102

Operations.....	102
Activating VNF Rack.....	102
Obtaining Notifications During VNF Rack Activation .....	102
Obtaining VNF Rack Operational Instance Information .....	104
Deactivating VNF Rack.....	104
Obtaining Notifications During VNF Rack Deactivation.....	105
Activating a Tenant.....	106
Obtaining Notifications During Tenant Activation.....	107
Deactivating a Tenant .....	108
Obtaining Notifications During Tenant Deactivation .....	109
VNF Descriptor Configuration.....	111
VNFD Configuration Parameters.....	111
Cloud-Info Descriptor Parameters .....	112
VNFM Descriptor Parameters .....	113
VNF Instance Descriptor Parameters .....	113
VNF Configuration Parameters .....	113
Syslog Descriptor Parameters.....	114
VNF External Connection Points Parameters .....	114
Floating-IP Descriptor Parameters .....	115
Health Check Descriptor Parameters.....	115
VNFC Descriptor Parameters.....	115
VNFC Initialization Variable Descriptor Parameters.....	116
Variable Descriptor Parameters .....	116
VNFC Connection Point Aggregation Descriptor Parameters.....	117
VNFC Connection Point Descriptor Parameters .....	117
VNFC Connection Point VLAN Descriptor Parameters .....	117
VNFC Connection Point Allowed Address Pair Descriptor Parameters.....	118
VNFC Virtual Link Descriptor Parameters.....	118
VNFC Volume Instance Group Parameters .....	118
VNFC-VDU Descriptor Parameters.....	119
VNFC Syslog Descriptor Parameters.....	119
VDU Descriptor Parameters .....	120
VDU Image Descriptor Parameters.....	121

VDU VNF-Package Parameters.....	121
VDU Volume Descriptor Parameters .....	121
VDU Configuration Descriptor Parameters.....	122
NED Descriptor Parameters .....	122
UPP Descriptor Parameters.....	123
VDU Flavor Descriptor Parameters.....	123
USF Descriptor Parameters .....	125
USF Host Descriptor Parameters.....	126
USD Network Forwarding Path (NFP) Descriptor Parameters .....	127
USF Service Function Chain Descriptor Parameters.....	127
Fault Management Descriptor Configuration.....	128
Monitoring Services.....	128
Log Collection and Aggregation.....	129
Fault Management Operational Data.....	129
Domain Summary Descriptor Parameters .....	130
Fault Entry Descriptor Parameters .....	131
VIM Service Status Descriptor Parameters .....	132
NFVI Node Status Descriptor Parameters.....	132
Network Service Status Descriptor Parameters.....	132
VNFD Status Descriptor Parameters.....	132
VNFC Status Descriptor Parameters.....	133
Fault Notification Descriptor Parameters .....	133
Operations.....	134
Configuring FMD .....	134
Fault Management Descriptor Deployment.....	144
Operations.....	144
Activating FMD .....	144
Obtaining Notifications Generated During FMD Activation .....	144

## Conventions

This document uses the following conventions.

Convention	Indication
<b>bold font</b>	Commands and keywords and user-entered text appear in <b>bold font</b> .
<i>italic font</i>	Document titles, new or emphasized terms, and arguments for which you supply values are in <i>italic font</i> .
[ ]	Elements in square brackets are optional.
{x y z}	Required alternative keywords are grouped in braces and separated by vertical bars.
[x y z]	Optional alternative keywords are grouped in brackets and separated by vertical bars.
string	A nonquoted set of characters. Do not use quotation marks around the string or the string will include the quotation marks.
<code>courier font</code>	Terminal sessions and information the system displays appear in <code>courier font</code> .
< >	Nonprinting characters such as passwords are in angle brackets.
[ ]	Default responses to system prompts are in square brackets.
!, #	An exclamation point (!) or a pound sign (#) at the beginning of a line of code indicates a comment line.

**Note:** Means *reader take note*. Notes contain helpful suggestions or references to material not covered in the manual.

**Caution:** Means *reader be careful*. In this situation, you might perform an action that could result in equipment damage or loss of data.

**Warning:** IMPORTANT SAFETY INSTRUCTIONS

Means danger. You are in a situation that could cause bodily injury. Before you work on any equipment, be aware of the hazards involved with electrical circuitry and be familiar with standard practices for preventing accidents. Use the statement number provided at the end of each warning to locate its translation in the translated safety warnings that accompanied this device.

SAVE THESE INSTRUCTIONS

**Regulatory:** Provided for additional information and to comply with regulatory and customer requirements.

## Obtaining Documentation and Submitting a Service Request

For information on obtaining documentation, using the Cisco Bug Search Tool (BST), submitting a service request, and gathering additional information, see *What's New in Cisco Product Documentation* at: <http://www.cisco.com/c/en/us/td/docs/general/whatsnew/whatsnew.html>.

Subscribe to *What's New in Cisco Product Documentation*, which lists all new and revised Cisco technical documentation, as an RSS feed and deliver content directly to your desktop using a reader application. The RSS feeds are a free service.





# Ultra Services Platform (USP) Introduction

Ultra Automation Services (UAS) implement Tail-F ConfD based API to provide consistency across the modules. REST/NETCONF APIs are provided for each functional block. The UAS also provides CLI to configure the descriptors.

As an UEM component, the Life Cycle Manager (LCM) includes middleware APIs that support the interface with Service Level Agreement Manager (SLA-M). The APIs are used to monitor KPIs pertaining to VNFC health and VM resource usage (for example, CPU, memory, etc.). APIs that support VNFC configuration establish interfaces to the CF via both the Management and High-availability buses to:

- Provision VMs based on information contained in virtualization descriptor units (VDUs) within the VNFD and associate the VMs to the internal network
- Add and initialize VMs as needed
- Request VNF infrastructure characteristics (for example, topology, deployment policies, etc.)
- Request VNF termination, migration, or destruction
- Request Day-N configuration for a specific VNFC
- Create and associate network ports to VDUs
- Provision networking configurations
- Provide life-cycle event notifications such as service status, configuration status, and HA events
- Provide an interface for determining NFVI information associated with the VDUs

## API Functions

The UAS provides a set of API services to automate the workflow. The UAS modules are built using Cisco Tail-F technologies and the descriptor/records are modeled using YANG semantics.

The following table provides a high-level summary of the automation workflow items. For more details, see the deployment guide.

NFVI Automation	VIM Automation	Software Management Automation	Network Service   VNF Automation	Fault Management
<ul style="list-style-type: none"> <li>• UCS Server Management</li> <li>• Inventory Management</li> <li>• Undercloud Orchestration</li> </ul>	<ul style="list-style-type: none"> <li>• Overcloud Bring-up (RH OSP)</li> <li>• Automation of VIM Provisioning (Networking, storage and security, etc.)</li> </ul>	<ul style="list-style-type: none"> <li>• VNF Package Management</li> <li>• Automated Software Patching.</li> <li>• Automated Software Upgrade</li> </ul>	<ul style="list-style-type: none"> <li>• Network Service based deployment workflow automation to manage Ultra gateway and Policy Services.</li> <li>• Workflow automation for Ultra Service Framework (USF).</li> <li>• Ultra VNF Bootstrapping to pass VNF specific day-zero configurations.</li> <li>• VNF Cluster management, setup, monitoring, healing and failovers.</li> <li>• API endpoint management for VNFs</li> <li>• VNF External and Internal networking</li> <li>• Service and configuration templating</li> </ul>	<p>Health monitoring for:</p> <ul style="list-style-type: none"> <li>• NFVI (undercloud, UCS servers)</li> <li>• VIM (OpenStack)</li> <li>• VNF</li> <li>• Logs Management</li> <li>• SNMP / NETCONF based notifications.</li> <li>• KPIs to monitor resources</li> <li>• Service level inventory to track faults and events</li> </ul>

Depending on the deployment model, UAS provides one or more sets of APIs. For example, UAS functions on Ultra-M based deployment will differ from non-Ultra-M based deployments. Irrespective of the deployment model, the UAS provides the same descriptors/records/notifications and a common set of APIs via NETCONF/RESTCONF/REST.

## UAS Roles

The UAS is a common software image to provide automation services. Depending on the day-zero configuration, UAS acts as one of the following roles:

- AutoIT
- AutoVNF
- AutoDeploy

### AutoIT

In this role, UAS provides a set of APIs to automate the workflow to manage NFVI resources, undercloud and overcloud (OpenStack). The set of functions include day-zero deployment orchestration, health monitoring and automated software management for these modules.

### AutoVNF

AutoVNF provides Network Service based deployment workflow automation for Cisco Ultra Gateway and CPS platforms. This includes onboarding of VNF resources, generation of VNFD and monitoring of VNF/VNFM.

### AutoDeploy

AutoDeploy provides workflow consolidation and resource/KPIs aggregation to manage multiple sites, where each site can be visualized as one VIM. But in terms of implementation, it is defined as nested NSDs. AutoDeploy allows you to orchestrate, monitor several VNFs using single pane of glass. Ultra-Web Services (UWS) integrates with AutoDeploy and provides UI driven workflow automation for multiple sites.

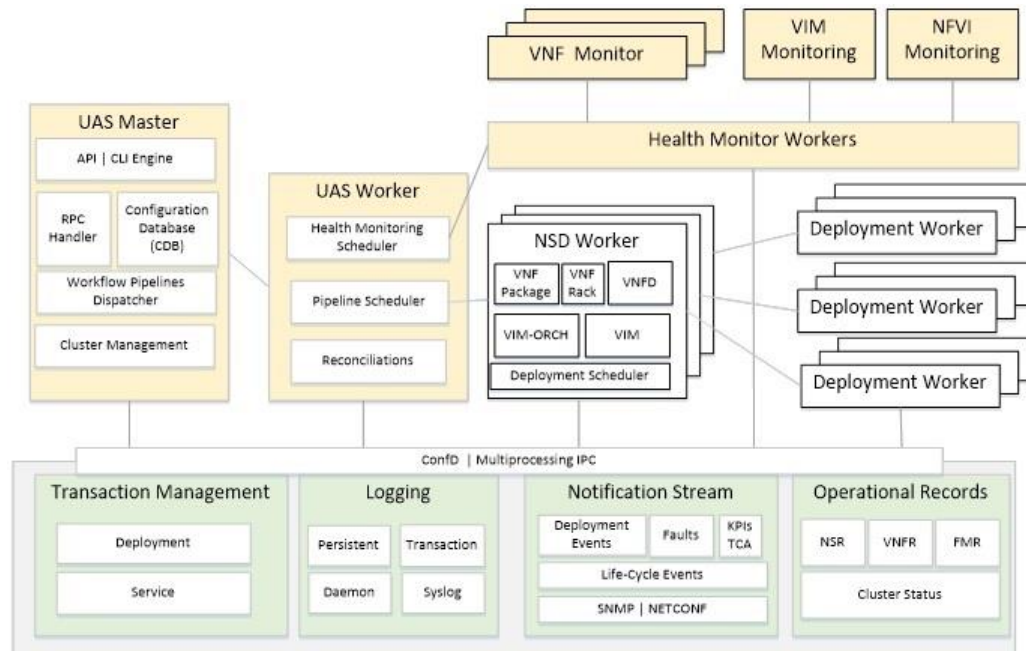
The following properties are applicable to these UAS roles:

- AutoDeploy only acts on nested NSDs. It does not activate a NSD which is not nested. None of the other modules will act on nested NSD. In other words, you cannot activate nested NSD on AutoVNF or AutoIT node.
- AutoIT is the only node, which allows activation of Fault Management, VIM-ORCH and VIM deployments. It also supports instantiating of VNFDs.

### UAS Architecture

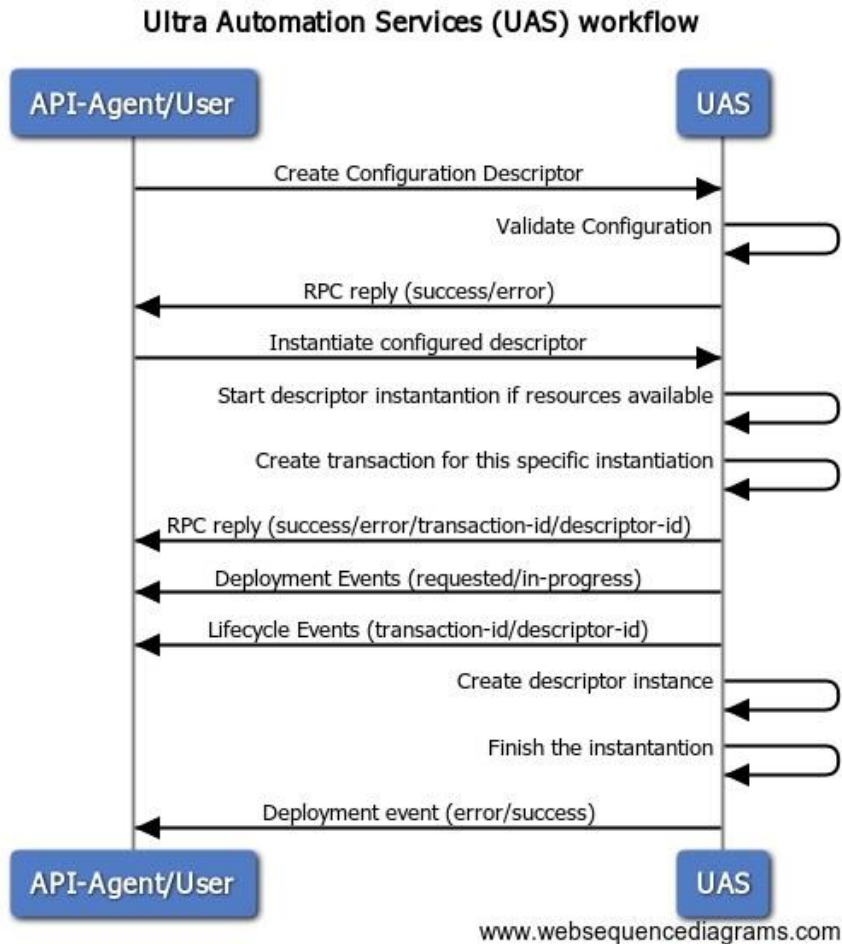
The following figure depicts the high-level architecture of UAS and some of its components. The UAS backend is based on ConfD that implements all API endpoints including REST/NETCONF/SNMP. The UAS is a multiprocessing system where some jobs are short lived (NSD/Deployment worker) and others are permanent.

UAS has internal process level heartbeat where each process punches the heartbeat every 30 seconds. UAS operational data includes information about running processes and last heartbeat timestamp.



### UAS Workflow

The following figure shows a typical workflow of UAS.



## UAS Deployment Options

The UAS in AutoDeploy is used to manage multiple sites where each site is mapped to VIM. The UAS can be deployed in different modes at site level. The "site" here is referred to single "VIM".

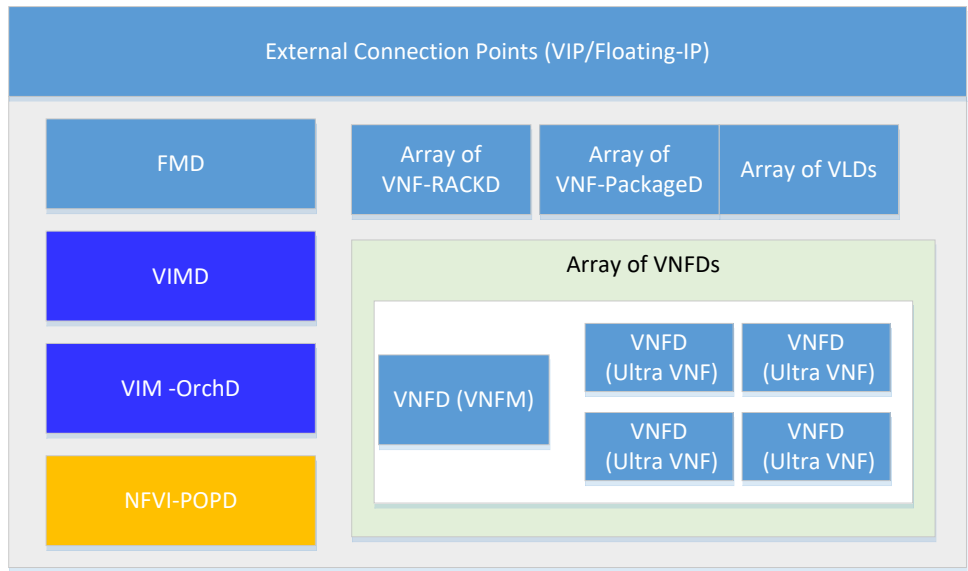
### UAS Cluster

The UAS runs in cluster mode to provide redundancy using VRRP as protocol. There are two VMs of UAS for each cluster.

### All-in-One Mode (Single NSD)

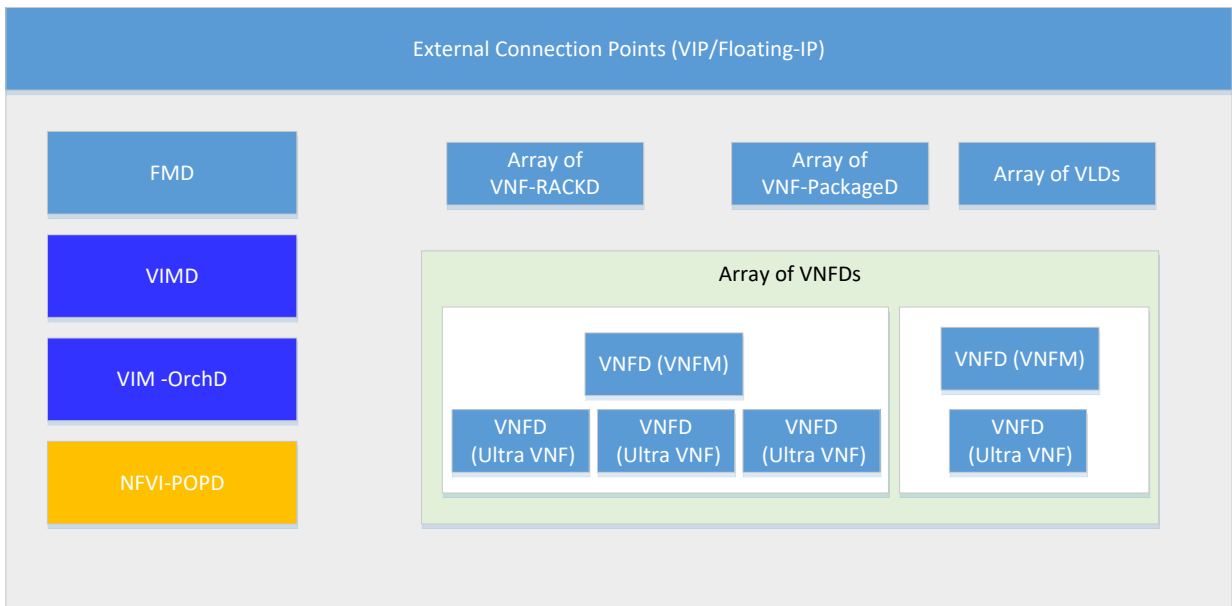
This is useful when the UAS is used to manage a complete site for smaller deployment. One UAS cluster is provided for full automation and orchestration.

One set of infrastructure descriptor is available to orchestrate VIM, VIM-Orchestrator, Fault Management, and an array of VNFDs.



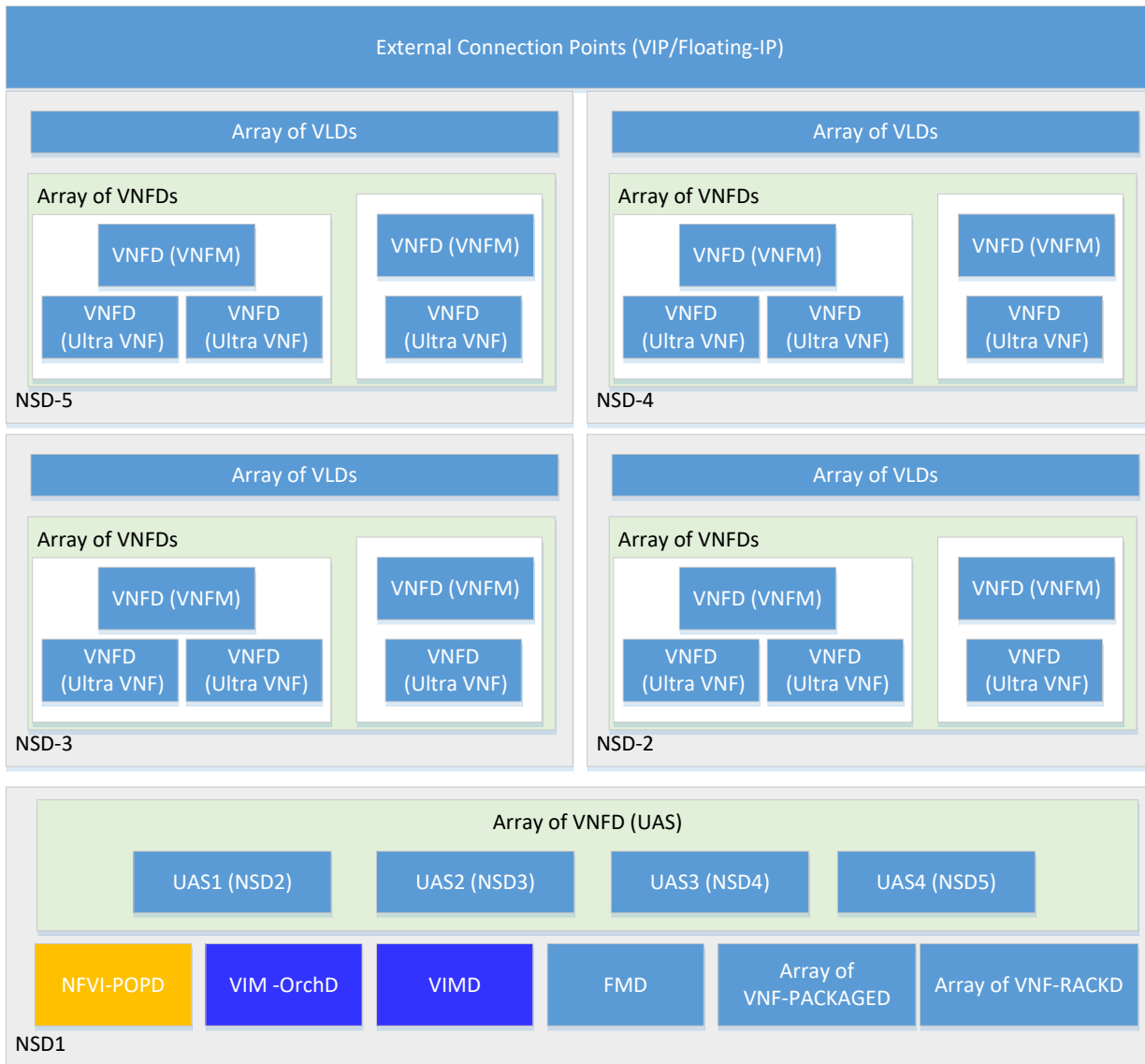
In this mode, the same UAS deploys both VIM and VIM orchestrator and the vim-identity descriptor is not required as it is within the operational record of VIM. In this mode, one VNFM can be used to deploy multiple VNFs.

It is possible to have N:M combination in Ultra VNFs to VNFM and not only 1:N. So, you can have two ESCs managing different sets of VNFs, similar to the depiction in the following figure:



### UAS in Cluster Mode (Multiple NSDs)

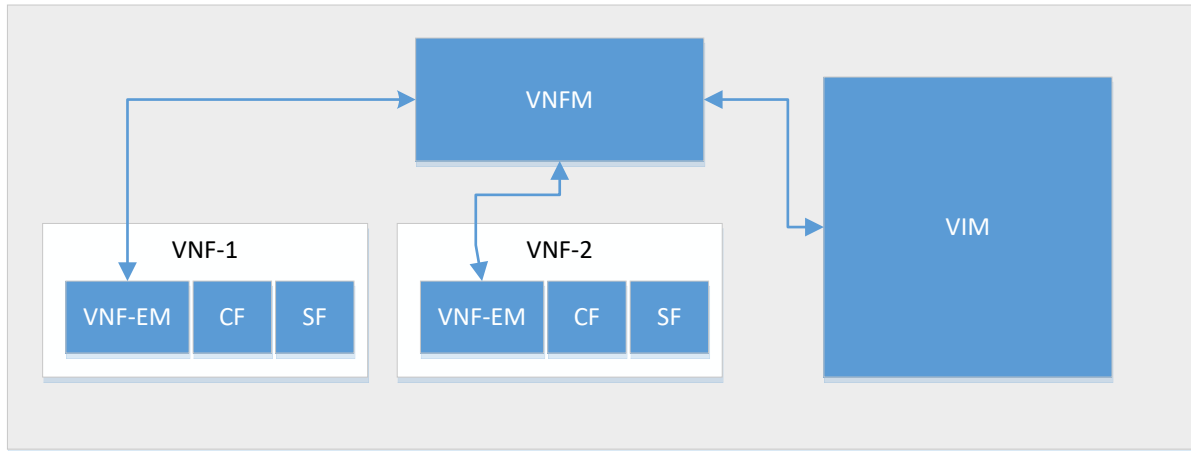
Another deployment option is to run UAS in cluster mode to achieve better resiliency. In this mode, one UAS cluster failure does not impact the other UAS.



### VNF-EM Deployment via UAS

The UAS allows VNF-EM to be deployed in two ways and hence there are two classes of Ultra VNFs defined.

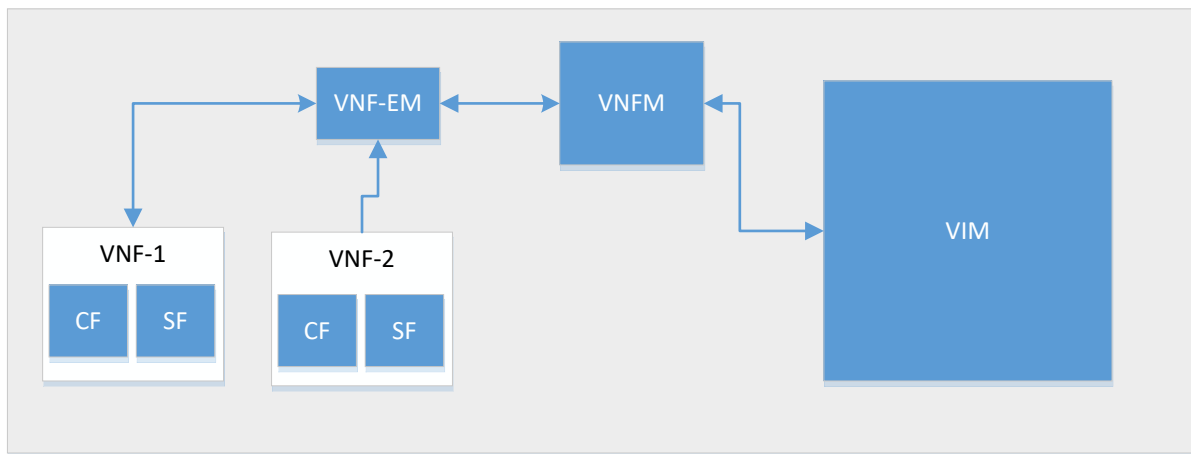
**VNF-EM as VNFC:**



In this mode, VNF-EM is deployed as VNFC and part of VNF where other VNFC for VNF is defined. This is the case of UGP and UCPS type of VNF.

**VNF-EM as VNF:**

In this mode, the VNF-EM works as a separate VNF, that is, you can use the same VNF-EM to deploy multiple VNFs. This is the case for UGP-standalone and UCPS-standalone types of VNF.



## Configuration Descriptors and Operational Records

The descriptors and records terminologies are from ETSI but the UAS does not implement all required interfaces for a generic NFVO.

## Descriptors Vs Instances for VIM Resources

The UAS works in two modes:

- It can communicate to VIM and allocate and provision required resources to on board network services.
- You can provision and allocate resources on VIM out-of-band and create resource "instance" on UAS.

When you need a resource from VIM such as network, image, volume, flavor, tenant, you can either define a descriptor in use in NSD/VLD/VNFD or refer resource instance. The UAS either creates resources based on descriptor or uses pre-created resource.

With pre-created resources, the UAS performs validations for some of the resources before instantiating actual deployment. This is applicable only when the UAS has access to VIM. For VNFM-based deployment, the UAS initially checks the required resources from VNFM and allocates them if needed.





# Transaction Management

This section provides information on how to get the transaction status and clear a specific or all transaction(s).

When an RPC is invoked to instantiate a configuration descriptor, unique transaction ID is allocated to the request and the same is used to track the progress or status. The UAS logs information messages to these transactions and the same can be fetched using the transaction ID. These transaction data is persistent hence can be fetched anytime, for example, even after the transaction is completed. APIs and commands are provided to clear the transactions on need basis.

## Operations

### Viewing Transaction Status

**Operation:** get

**Namespace:** transaction xmlns="http://www.cisco.com/usp/nfv/usp-transaction"

**Parameters:**

Parameter Name	Required	Type	Description
tx-id	M	string	Unique transaction ID assigned to specific request.
tx-type	M	choice string	Transaction type. See the <a href="#">Transaction Types</a> for more details.
deployment-id	M	string	Deployment descriptor ID or configuration descriptor ID, provided as part of RPC input.
timestamp	M	yang:date-and-time	Date and time this transaction was executed.
status	M	choice string	Current status of the transaction (start, in-progress, error, or success).
status-detail	O	string	Additional log when available.

Transaction Types:

Transaction Type	Description
activate-vim-orch-deployment	Activate VIM orchestrator Deployment
deactivate-vim-orch-deployment	Deactivate VIM Orchestrator Deployment
activate-vim-deployment	Activate VIM deployment
deactivate-vim-deployment	Deactivate VIM deployment
activate-tenant-deployment	Set tenant parameters
deactivate-tenant-deployment	Remove tenant
activate-vnf-rack	Activate VNF rack

Transaction Type	Description
deactivate-vnf-rack	Deactivate VNF rack
activate-vnf-package	Onboard VNF Package
deactivate-vnf-package	Destroy VNF Package
activate-router-deployment	Create Router on VIM
deactivate-router-deployment	Remove Router from VIM
activate-vnf-deployment	Activate VNF Deployment
deactivate-vnf-deployment	Deactivate VNF Deployment
activate-ns-deployment	Activate Network Service Deployment
deactivate-ns-deployment	Deactivate Network Service Deployment
activate-fmd	Activate Fault Management
deactivate-fmd	Deactivate Fault Management

## Specific Transaction Status

### Example RPC

```
<nc:rpc message-id="urn:uuid:aaaad103-789c-4763-b740-016d3efcef28"
xmlns:nc="urn:ietf:params:xml:ns:netconf:base:1.0">
  <nc:get>
    <nc:filter type="subtree">
      <transaction xmlns="http://www.cisco.com/usp/nfv/usp-transaction">
        <tx-id>1509753321-443353</tx-id>
      </transaction>
    </nc:filter>
  </nc:get>
</nc:rpc>
```

### Example Output

```
<rpc-reply xmlns:nc="urn:ietf:params:xml:ns:netconf:base:1.0" message-id="urn:uuid:aaaad103-789c-4763-b740-016d3efcef28" xmlns="urn:ietf:params:xml:ns:netconf:base:1.0">
  <data>
    <transaction xmlns="http://www.cisco.com/usp/nfv/usp-transaction">
      <tx-id xmlns:nc="urn:ietf:params:xml:ns:netconf:base:1.0">1509753321-443353</tx-id>
      <tx-type>activate-ns-deployment</tx-type>
      <deployment-id>sjc-autoit</deployment-id>
      <timestamp>2017-11-03T23:55:21.443375-00:00</timestamp>
      <status>success</status>
    </transaction>
  </data>
</rpc-reply>
```

## Clearing Transactions

Clear operation cleans up log and associated transactional status and not the actual deployment.

**Operation:** uspt:clear

**Namespace:** uspt:clear xmlns:uspt="http://www.cisco.com/usp/nfv/usp-transaction"

**Parameters:**

Parameter Name	Required	Type	Description
transaction-id	M	choice string	For a specific transaction, this is a unique transaction ID assigned to specific request.  Use "all" for all transactions.

## Specific Transaction

### Example RPC

```
<nc:rpc message-id="urn:uuid:784c3bd7-449d-46b3-a4ed-d49ce2dbddfd"
xmlns:nc="urn:ietf:params:xml:ns:netconf:base:1.0">
  <uspt:clear xmlns:uspt="http://www.cisco.com/usp/nfv/usp-transaction">
    <uspt:transaction-id>1509753321-443353</uspt:transaction-id>
  </uspt:clear>
</nc:rpc>
```

### Example Output

```
<rpc-reply xmlns:nc="urn:ietf:params:xml:ns:netconf:base:1.0" message-id="urn:uuid:784c3bd7-449d-
46b3-a4ed-d49ce2dbddfd" xmlns="urn:ietf:params:xml:ns:netconf:base:1.0">
  <status xmlns="http://www.cisco.com/usp/nfv/usp-transaction">SUCCESS</status>
</rpc-reply>
```

## Clear All Transactions

### Example RPC

```
<nc:rpc message-id="urn:uuid:0e3bb29f-b87f-482b-8377-0616918e4adb"
xmlns:nc="urn:ietf:params:xml:ns:netconf:base:1.0">
  <uspt:clear xmlns:uspt="http://www.cisco.com/usp/nfv/usp-transaction">
    <uspt:transaction-id>all</uspt:transaction-id>
  </uspt:clear>
</nc:rpc>
```

### Example Output

```
<rpc-reply xmlns:nc="urn:ietf:params:xml:ns:netconf:base:1.0" message-id="urn:uuid:0e3bb29f-b87f-
482b-8377-0616918e4adb" xmlns="urn:ietf:params:xml:ns:netconf:base:1.0">
  <status xmlns="http://www.cisco.com/usp/nfv/usp-transaction">SUCCESS</status>
</rpc-reply>
```



# Transaction Logs

The UAS maintains logs for each transaction that helps in getting details about the progress and errors, if any. These logs are associated with the transactions so you can easily filter the logs for a specific transaction. Further, these logs are stored on HA enabled persistent storage. Hence, you can pull these logs anytime.

## Operations

### Viewing Transaction Logs

**Operation:** get

**Namespace:** transaction xmlns="http://www.cisco.com/usp/nfv/usp-transaction"

**Parameters:**

Parameter Name	Required	Type	Description
tx-id	M	string	Unique transaction ID assigned to specific request.

### Specific Transaction Log

#### Example RPC

```
<nc:rpc message-id="urn:uuid:ab3eab19-5d26-4565-bc03-6effb4db7fd4"
xmlns:nc="urn:iETF:params:xml:ns:netconf:base:1.0">
  <nc:get>
    <nc:filter type="subtree">
      <log xmlns="http://www.cisco.com/usp/nfv/usp-transaction">
        <tx-id>1509753321-443353</tx-id>
      </log>
    </nc:filter>
  </nc:get>
</nc:rpc>
```

#### Example Output

```
<rpc-reply xmlns:nc="urn:iETF:params:xml:ns:netconf:base:1.0" message-id="urn:uuid:ab3eab19-5d26-4565-bc03-6effb4db7fd4" xmlns="urn:iETF:params:xml:ns:netconf:base:1.0">
  <data>
    <log xmlns="http://www.cisco.com/usp/nfv/usp-transaction">
      <tx-id xmlns:nc="urn:iETF:params:xml:ns:netconf:base:1.0">1509753321-443353</tx-id>
      <log>
2017-11-03 23:55:21,527 - Send Deployment notification for: sjc-autoit
2017-11-03 23:55:21,531 - Deployment activate-ns-deployment: sjc-autoit started
2017-11-03 23:55:21,535 - Adding NSR: sjc-autoit-instance
2017-11-03 23:55:21,541 - Package Activation started for usp_5_7
2017-11-03 23:55:21,545 - ISO Download started http://10.23.252.162/firmwares/usp-5_7_M0-2045.iso
2017-11-03 23:56:07,461 - ISO Downloaded Successfully
2017-11-03 23:56:07,521 - Verifying checksum of the package
2017-11-03 23:56:29,314 - Checksum validation passed
2017-11-03 23:56:29,324 - Mounting ISO to /opt/cisco/usp/uas-staging/1509753321-443353/iso_mnt
2017-11-03 23:56:29,442 - ISO Version: 5.7.M0-2045
2017-11-03 23:56:29,448 - Installing GPG key '/opt/cisco/usp/uas-staging/1509753321-443353/iso_mnt/repo/dev.gpg'
2017-11-03 23:56:29,563 - Installing ISO
2017-11-03 23:58:36,316 - ISO Installed successfully
2017-11-03 23:58:36,336 - Images info retrieved successfully.
      </log>
    </log>
  </data>
</rpc-reply>
```

```

2017-11-03 23:58:36,790 - Uploading Image: /opt/cisco/usp/bundles/em-bundle/em-5_7_0_1481.qcow2 to
VIM as vim1-5.7.M0-2045-em
2017-11-03 23:58:50,601 - Uploading Image: /opt/cisco/usp/bundles/ugp-bundle/qvpc-di-xf.qcow2 to VIM
as vim1-5.7.M0-2045-staros
2017-11-03 23:58:54,762 - Uploading Image: /opt/cisco/usp/bundles/uas-bundle/usp-uas-5.7.0-1607.qcow2
to VIM as vim1-5.7.M0-2045-uas
2017-11-03 23:59:05,499 - Uploading Image: /opt/cisco/usp/bundles/vnfm-bundle/ESC-3_0_1_9.qcow2 to
VIM as vim1-5.7.M0-2045-esc
2017-11-03 23:59:25,196 - Uploading Image: /opt/cisco/usp/bundles/ugp-bundle/qvpc-di-cf.qcow2 to VIM
as vim1-5.7.M0-2045-staros
2017-11-03 23:59:29,586 - All Images uploaded successfully
2017-11-03 23:59:29,630 - Package Activation completed successfully for usp_5_7
2017-11-03 23:59:29,634 - Uninstalling ISO
2017-11-03 23:59:43,138 - Uninstalling GPG key '/opt/cisco/usp/uas-staging/1509753321-
443353/iso_mnt/repo/dev.gpg'
2017-11-03 23:59:43,212 - Unmounting the ISO
2017-11-03 23:59:43,250 - Deployment activate-ns-deployment: sjc-autoit succeeded
2017-11-03 23:59:43,260 - Send Deployment notification for: sjc-autoit</log>
</log>
</data>
</rpc-reply>

```

## Clearing Transaction Logs

Clear operation cleans up log and the associated transaction.

## Specific Transaction

### Example RPC

```

<nc:rpc message-id="urn:uuid:0e56c9a9-dff0-4d1b-84a3-faa8d39efca3"
xmlns:nc="urn:ietf:params:xml:ns:netconf:base:1.0">
  <uspt:clear xmlns:uspt="http://www.cisco.com/usp/nfv/usp-transaction">
    <uspt:transaction-id>1516898683-491288/1516898683-911676</uspt:transaction-id>
  </uspt:clear>
</nc:rpc>

```

### Example Output

```

<rpc-reply xmlns:nc="urn:ietf:params:xml:ns:netconf:base:1.0" message-id="urn:uuid:0e56c9a9-dff0-
4d1b-84a3-faa8d39efca3" xmlns="urn:ietf:params:xml:ns:netconf:base:1.0">
  <status xmlns="http://www.cisco.com/usp/nfv/usp-transaction">SUCCESS</status>
</rpc-reply>

```

## Clear All Transaction Logs

### Example RPC

```

<nc:rpc message-id="urn:uuid:6d22ef07-39ee-4191-bd27-c94b4eacc4c3"
xmlns:nc="urn:ietf:params:xml:ns:netconf:base:1.0">
  <uspt:clear xmlns:uspt="http://www.cisco.com/usp/nfv/usp-transaction">
    <uspt:transaction-id>1516898683-491288/1516898683-911676</uspt:transaction-id>
  </uspt:clear>
</nc:rpc>

```

### Example Output

```

<rpc-reply xmlns:nc="urn:ietf:params:xml:ns:netconf:base:1.0" message-id="urn:uuid:6d22ef07-39ee-
4191-bd27-c94b4eacc4c3" xmlns="urn:ietf:params:xml:ns:netconf:base:1.0">
  <status xmlns="http://www.cisco.com/usp/nfv/usp-transaction">SUCCESS</status>
</rpc-reply>

```

## Viewing Transaction Hierarchy

A network service-level transaction can spawn in several other transactions as the case for AutoDeploy. Transaction IDs are created in hierarchical manner separated by "/" hence the top-most ID represents the service-level transaction ID.

When you fetch the logs or clear the transaction logs, it acts on the complete tree starting the transaction ID as root.

## Example Configuration

```
<config xmlns="http://tail-f.com/ns/config/1.0">
  <transaction xmlns="http://www.cisco.com/usp/nfv/usp-transaction">
    <tx-id>1511907644-746851</tx-id>
    <tx-type>activate-ns-deployment</tx-type>
    <deployment-id>fremont</deployment-id>
    <timestamp>2017-11-28T22:20:44.74687-00:00</timestamp>
    <status>in-progress</status>
  </transaction>
  <transaction xmlns="http://www.cisco.com/usp/nfv/usp-transaction">
    <tx-id>1511907644-746851/1511907644-977631</tx-id>
    <tx-type>activate-vnf-rack</tx-type>
    <deployment-id>vnf-rack1</deployment-id>
    <timestamp>2017-11-28T22:20:44.977656-00:00</timestamp>
    <status>success</status>
  </transaction>
  <transaction xmlns="http://www.cisco.com/usp/nfv/usp-transaction">
    <tx-id>1511907644-746851/1511907645-034804</tx-id>
    <tx-type>activate-vnf-package</tx-type>
    <deployment-id>usp_5_7</deployment-id>
    <timestamp>2017-11-28T22:20:45.034814-00:00</timestamp>
    <status>in-progress</status>
  </transaction>
  <transaction xmlns="http://www.cisco.com/usp/nfv/usp-transaction">
    <tx-id>1511907644-746851/1511907645-067965</tx-id>
    <tx-type>activate-vnf-deployment</tx-type>
    <deployment-id>esc</deployment-id>
    <timestamp>2017-11-28T22:20:45.067985-00:00</timestamp>
    <status>requested</status>
  </transaction>
  <transaction xmlns="http://www.cisco.com/usp/nfv/usp-transaction">
    <tx-id>1511907644-746851/1511907645-112822</tx-id>
    <tx-type>activate-vnf-deployment</tx-type>
    <deployment-id>vpc</deployment-id>
    <timestamp>2017-11-28T22:20:45.112833-00:00</timestamp>
    <status>requested</status>
  </transaction>
</config>
```



# Notification Events Management

The UAS module supports NETCONF-based notifications that provide an API agent to be notified about an event in real time. For information on the different events sent to the UAS notification stream, see the UAS Notification Events.

## Operations

### Subscribing to UAS Notification Stream

**Operation:** ncn:create-subscription

**Namespace:** xmlns:ncn="urn:ietf:params:xml:ns:netconf:notification:1.0"

**Parameters:**

Parameter Name	Required	Type	Description
ncn:stream	M	string	UAS notification stream

### Example RPC

```
<nc:rpc message-id="urn:uuid:0cde0ae8-c496-4224-be94-d8a447b918c7"
xmlns:nc="urn:ietf:params:xml:ns:netconf:base:1.0">
  <ncn:create-subscription xmlns:ncn="urn:ietf:params:xml:ns:netconf:notification:1.0">
    <ncn:stream>uas_notify</ncn:stream>
  </ncn:create-subscription>
</nc:rpc>
```

### Example Output

```
<rpc-reply xmlns:nc="urn:ietf:params:xml:ns:netconf:base:1.0" message-id="urn:uuid:0cde0ae8-c496-4224-be94-d8a447b918c7" xmlns="urn:ietf:params:xml:ns:netconf:base:1.0">
  <ok/>
</rpc-reply>
```

### Obtaining Notification Events

**Operation:** get

**Namespace:** event xmlns="http://www.cisco.com/usp/nfv/usp-transaction"

**Parameters:**

Parameter Name	Required	Type	Description
timestamp	M	yang:date-and-time	Date and time this notification event was triggered.
deployment-id	M	reference	Deployment descriptor ID.
tx-type	M	choice string	Transaction type string. See the <a href="#">Transaction Types</a> for more details.

Parameter Name	Required	Type	Description
status	M	choice string	Operational status associated with this event.

### Example RPC

```
<nc:rpc message-id="urn:uuid:d441e816-2dbf-424f-8fae-263616912483"
xmlns:nc="urn:ietf:params:xml:ns:netconf:base:1.0">
  <nc:get>
    <nc:filter type="subtree">
      <event xmlns="http://www.cisco.com/usp/nfv/usp-transaction"/>
    </nc:filter>
  </nc:get>
</nc:rpc>
```

### Example Output

```
<rpc-reply xmlns:nc="urn:ietf:params:xml:ns:netconf:base:1.0" message-id="urn:uuid:d441e816-2dbf-424f-8fae-263616912483" xmlns="urn:ietf:params:xml:ns:netconf:base:1.0">
  <data>
    <event xmlns="http://www.cisco.com/usp/nfv/usp-transaction">
      <tx-id>1511907644-746851</tx-id>
      <timestamp>
        <timestamp>2017-11-28T22:20:44.774036-00:00</timestamp>
        <deployment-id>fremont</deployment-id>
        <tx-type>activate-ns-deployment</tx-type>
        <status>requested</status>
      </timestamp>
      <timestamp>
        <timestamp>2017-11-28T22:20:44.996907-00:00</timestamp>
        <deployment-id>vnf-rack1</deployment-id>
        <tx-type>activate-vnf-rack</tx-type>
        <status>requested</status>
      </timestamp>
      <timestamp>
        <timestamp>2017-11-28T22:20:45.026768-00:00</timestamp>
        <deployment-id>vnf-rack1</deployment-id>
        <tx-type>activate-vnf-rack</tx-type>
        <status>success</status>
      </timestamp>
      <timestamp>
        <timestamp>2017-11-28T22:20:45.053651-00:00</timestamp>
        <deployment-id>usp_5_7</deployment-id>
        <tx-type>activate-vnf-package</tx-type>
        <status>requested</status>
      </timestamp>
      <timestamp>
        <timestamp>2017-11-28T22:20:45.087105-00:00</timestamp>
        <deployment-id>esc</deployment-id>
        <tx-type>activate-vnf-deployment</tx-type>
        <status>requested</status>
      </timestamp>
      <timestamp>
        <timestamp>2017-11-28T22:20:45.132284-00:00</timestamp>
        <deployment-id>vpc</deployment-id>
        <tx-type>activate-vnf-deployment</tx-type>
        <status>requested</status>
      </timestamp>
      <timestamp>
        <timestamp>2017-11-28T22:20:45.177959-00:00</timestamp>
        <deployment-id>fremont</deployment-id>
        <tx-type>activate-ns-deployment</tx-type>
        <status>in-progress</status>
      </timestamp>
    </event>
  </data>
</rpc-reply>
```



```

        <timestamp>2017-11-28T22:20:45.227132-00:00</timestamp>
        <deployment-id>usp_5_7</deployment-id>
        <tx-type>activate-vnf-package</tx-type>
        <status>in-progress</status>
    </timestamp>
</event>
</data>
</rpc-reply>

```

## UAS Notification Events

The UAS module supports NETCONF-based notifications that provide an API agent to be notified about an event in real time.

There are two types of events sent to the UAS notification stream:

- Deployment Events
- Lifecycle Events

### Deployment Events

Deployment events are the NETCONF notifications the UAS generates as it progresses through the different stages of deployment.

- Request: This event is generated when the API backend is scheduled to handle the RPC request.
- In-progress: This event is generated when the API backend starts processing the RPC requested.
- Success: Request has been processed successfully
- Error: An error occurred while processing the request. You can pull the transaction log for additional details. Now the deployment is in error state and you must deactivate before activating it again.

The deployment event includes the following parameters. Mandatory parameters are always present and optional only when available.

Parameter Name	Required	Type	Description
instance-id	M	string	A unique ID assigned to this descriptor instance. The same ID is used to create operational record for this instance. Hence, you can pull operational record for this instance at a given time.
descriptor-id	M	string	Configuration descriptor ID. This is the descriptor ID, UAS is acting on and this is being provided as part of the request. This descriptor ID has the associated configuration.
transaction-id	M	string	Unique transaction ID assigned to this instantiation job. You can use this transaction ID to pull details about this request.
operation-type	M	choice string	Type of operation (same as type of transaction)
status	M	choice string	Current deployment status (start, in-progress, error, or success).
steps-total	O	uint16	Total number of steps required to be performed.
steps-completed	O	uint16	Total number of steps completed.
version	O	string	Deployment version.

Deployment Event Notifications:

Notification ID	Description
vnf-package-deployment-event	VNF package deployment.
ns-deployment-event	Network service deployment.
vnf-deployment-event	VNF deployment event.
vim-deployment-event	VIM deployment event.
vim-orchestrator-deployment-event	VIM orchestrator deployment event.
fmd-deployment-event	Fault management deployment event.

All these types of deployments have "request", "in-progress", "error", and "success" events as discussed in the previous section.

### Lifecycle Events

These events are generated to notify a change in the operational state of running instance. The following parameters are included:

Parameter Name	Required	Type	Description
instance-id	M	reference	A unique ID assigned to this descriptor instance. The same ID is used to create operational record for this instance. Hence, you can pull operational record for this instance at a given time.
vnfd-id	M	reference	Reference to VNF Descriptor.
vnfc-instance-id	O	reference	Reference to VNFC Instance ID. This is available only if this lifecycle event belongs to a VNFC Instance instead of VNF.
event	M	choice string	Type of change as defined in the following list: <ul style="list-style-type: none"> <li>• starting - VNF/VNFC Instance is booting.</li> <li>• started - VNF/VNFC Instance has been deployed.</li> <li>• online - VNF/VNFC Instance is alive as defined by health monitoring.</li> <li>• offline - VNF/VNFC instance has been undeployed.</li> <li>• failed - VNF/VNFC instance failed to come alive.</li> <li>• shutting-down - VNF/VNFC Instance is shutting down.</li> <li>• restarting - VNF/VNFC instance is restarting, mostly during a recovery event.</li> </ul>

This lifecycle event is sent to notify VNF level changes and VNFC level changes. For example, VNF might completely fail, come online as a service, or a specific VNFC within VNF might trigger a lifecycle event such as one of the VMs within the cluster failed.

Following are the lifecycle events defined for different domains.

Notification ID	Description
uas-lifecycle-event	UAS lifecycle event
vnf-em-lifecycle-event	VNF-EM lifecycle event
vnfm-lifecycle-event	VNFM lifecycle event
ugp-lifecycle-event	Ultra Gateway Platform event
vim-lifecycle-event	Lifecycle event at VIM level
vim-orchestrator-lifecycle-event	Lifecycle event at VIM-orchestrator level

## Event History

The UAS maintains a list of events on the basis of transactions.

Parameter Name	Required	Type	Description
tx-id	M	string	Transaction ID these notification events are generated
timestamp	M	array of event-timestamp	One or more events. See the following section for more details.

## Event Timestamp

This is the actual event identified uniquely by timestamp. Following are the other parameters defined as part of this event.

Parameter Name	Required	Type	Description
timestamp	M	yang:date-and-time	Date and time this notification event was triggered.
deployment-id	M	reference	Deployment descriptor ID.
tx-type	M	choice string	Transaction type string. See the <a href="#">Transaction types</a> for more details.
status	M	choice string	Operational status associated with this event.



# NSD Configuration

NSD is the highest level container to group the configuration descriptors. Nested NSD is a mechanism used to group the NSDs. NSD attributes are descriptors which are grouped to logically create a service model. The UAS acts on the descriptors in the order you have defined within the NSD.

Depending on the use case, you should provide input for different parameters. For example, one NSD might be used to deploy undercloud (VIM-ORCH) / overcloud VIM and the other NSD might be used to deploy gateway service. In later case, the NSD will not have VIM or VIM-ORCH.

For example, to manage multiple sites (as the case of AutoDeploy) as a single logical entity, you should define an NSD at regional level which will internally have multiple NSDs to define services at each site level. If we map each site to a VIM or NFVI-PoP, each NSD at site level has one VIM/VIM-ORCH/FMD and so on.

## Operations

### Configuring NSD

**Operation:** edit-config

**Namespace:** nsd xmlns="http://www.cisco.com/usp/nfv/usp-nsds"

**Parameters:**

Parameter Name	Required	Type	Description
nsd-id	M	string (1-16)	NSD identifier
version	O	string	NSD version
vim-orch	O	reference	Reference to VIM ORCH descriptor.
vim-orch-identity	O	reference	Reference to VIM descriptor used to provide vim-orchestrator identity for deployment.
vim	O	reference	Reference to VIM descriptor.
fmd	O	reference	Reference to Fault Management Descriptor.
vim-artifact	O	reference	Reference to VIM artifact descriptor used to provision the set of parameters on VIM to on board VNFs.
vim-identity	O*	reference	Reference to VIM identity used to manage VIM resources. It is mandatory to deploy VNFs.
vnf-package	O	array of references	This is the list of references to VNF Package descriptors. These VNF packages are referred under VDU for software images and day-zero/day-n configuration files.
vld	O	array of references	List of Virtual Link Descriptors (VLD) to be used to connect different VNFs within Network Service domain.

Parameter Name	Required	Type	Description
vnfd	O	array of references	List of references to VNFDs used to build this NSD.
nested-nsd	O	array of references	List of references to nested NSDs.
require	O	array of references	List of references to NSDs
* - Denotes the default requirement of the attribute. However, it can be modified from (O)ptional to (M)andatory or (M)andatory to (O)ptional depending on use case scenario.			

### Example RPC

```

<nc:rpc message-id="urn:uuid:b0923afe-b32a-4531-9add-7fe32db40c81"
xmlns:nc="urn:ietf:params:xml:ns:netconf:base:1.0">
  <nc:edit-config>
    <nc:target>
      <nc:running/>
    </nc:target>
    <config>
      <nsd xmlns="http://www.cisco.com/usp/nfv/usp-nsds">
        <nsd xmlns="http://www.cisco.com/usp/nfv/usp-nsds">
          <nsd-id>sjc-autoit</nsd-id>
          <vim-identity>vim1</vim-identity>
          <vnf-package>usp_5_7</vnf-package>
          <vld>
            <vld-id>mgmt</vld-id>
            <vl-type>management</vl-type>
            <network-instance>akshay-management</network-instance>
          </vld>
          <vld>
            <vld-id>orch</vld-id>
            <vl-type>orchestration</vl-type>
            <network>orchestration</network>
          </vld>
          <vnf-rack>vnf-rack1</vnf-rack>
          <vnfd>
            <vnfd-id>autovnf</vnfd-id>
            <vnf-type>usp-uas</vnf-type>
            <external-connection-point>
              <vnfc>avf</vnfc>
              <aggregate-connection-point>eth0</aggregate-connection-point>
            </external-connection-point>
            <vnfc>
              <vnfc-id>avf</vnfc-id>
              <vdu>
                <vdu-id>autovnf</vdu-id>
              </vdu>
              <aggregate-connection-point>
                <connection-point-id>eth0</connection-point-id>
                <virtual-link>
                  <service-vl>orch</service-vl>
                </virtual-link>
              </aggregate-connection-point>
              <aggregate-connection-point>
                <connection-point-id>eth1</connection-point-id>
                <virtual-link>
                  <service-vl>mgmt</service-vl>
                </virtual-link>
              </aggregate-connection-point>
            </vnfc>
          </vnfd>
        </nsd>
      </nsd>
    </config>
  </nc:edit-config>
</nc:rpc>

```

```
</nsd>
  </config>
</nc:edit-config>
</nc:rpc>
```

### Example Output

```
<rpc-reply xmlns:nc="urn:ietf:params:xml:ns:netconf:base:1.0" message-id="urn:uuid:b0923afe-b32a-4531-9add-7fe32db40c81" xmlns="urn:ietf:params:xml:ns:netconf:base:1.0">
  <ok/>
</rpc-reply>
```



# NSD Deployment

This section describes the parameters used to activate and deactivate the NSD. This section also describes the parameters related to Network Service Record (NSR), Virtual Link and VNF records.

## Operations

### Activating NSD

**Operation:** nsd:activate

**Namespace:** nsd:activate xmlns:nsd="http://www.cisco.com/usp/nfv/usp-nsds"

**Parameters:**

Parameter Name	Required	Type	Description
nsd	O	array of references	List of references to nested NSDs.

### Example RPC

```
<nc:rpc message-id="urn:uuid:d7b503c2-48f3-4be5-8ae0-73aa100a3e0a"
xmlns:nc="urn:ietf:params:xml:ns:netconf:base:1.0">
  <nsd:activate xmlns:nsd="http://www.cisco.com/usp/nfv/usp-nsds">
    <nsd:nsd>sjc-autoit</nsd:nsd>
  </nsd:activate>
</nc:rpc>
```

### Example Output

```
<rpc-reply xmlns:nc="urn:ietf:params:xml:ns:netconf:base:1.0" message-id="urn:uuid:2c88b3c2-e8ca-
4ea0-afcf-3aa136992427" xmlns="urn:ietf:params:xml:ns:netconf:base:1.0">
  <transaction-id xmlns="http://www.cisco.com/usp/nfv/usp-nsds">1516895453-047925</transaction-id>
</rpc-reply>
```

### Deactivating NSD

**Operation:** nsd:deactivate

**Namespace:** nsd:activate xmlns:nsd="http://www.cisco.com/usp/nfv/usp-nsds"

**Parameters:**

Parameter Name	Required	Type	Description
nsd	O	array of references	List of references to nested NSDs.

### Example RPC

```
<nc:rpc message-id="urn:uuid:2b9f45b7-bb77-4dfd-9450-f5ba1d5acf4e"
xmlns:nc="urn:ietf:params:xml:ns:netconf:base:1.0">
  <nsd:deactivate xmlns:nsd="http://www.cisco.com/usp/nfv/usp-nsds">
    <nsd:nsd-id>fremont-autovnf</nsd:nsd-id>
  </nsd:deactivate>
</nc:rpc>
```

```
</nc:rpc>
```

## Example Output

```
<rpc-reply xmlns:nc="urn:ietf:params:xml:ns:netconf:base:1.0" message-id="urn:uuid:2b9f45b7-bb77-4dfd-9450-f5bald5acf4e" xmlns="urn:ietf:params:xml:ns:netconf:base:1.0">
  <transaction-id xmlns="http://www.cisco.com/usp/nfv/usp-nsds">1516898683-491288</transaction-id>
</rpc-reply>
```

## Uploading NSD

**Operation:** nsd:upload-file

**Namespace:** xmlns:nsd=http://www.cisco.com/usp/nfv/usp-nsds

**Parameters:**

Parameter Name	Required	Type	Description
nsd-id	M	string	NSD name
source	M	boolean	SRC path and file name
destination	M	string	Destination path
vnfd	O	string	VNFD name

**NOTES:**

- upload-file can be invoked from AutoDeploy or AutoVNF, but nsd-id must be AutoVNF name only.
- Generic File Transfer is supported for all components except the vnfd(s) with the following vnf-types – UEM, USP-UAS, ESC.
- Ensure that the specified vnfd(s) are valid so that file or image is transferred successfully.
- RPC can have multiple combination of vnfd parameter
  - With valid vnfd(s)
  - Combination of valid and invalid vnfd(s)
  - With invalid vnfd(s)
  - Without the vnfd(s)

## Example RPC

```
<ns0:vnf-put-file xmlns:ns0="http://www.cisco.com/usp/scm/vnf-utils">
  <file xmlns="http://www.cisco.com/usp/scm/vnf-utils">/tmp/staging/ugp.cfg</file>
  <vnfs xmlns="http://www.cisco.com/usp/scm/vnf-utils">
    <vnfd xmlns="http://www.cisco.com/usp/scm/vnf-utils">suneduvv-autovnf-cups-c-suneduvv</vnfd>
  </vnfs>
  <vnfs xmlns="http://www.cisco.com/usp/scm/vnf-utils">
    <vnfd xmlns="http://www.cisco.com/usp/scm/vnf-utils">suneduvv-autovnf-cups-u1-suneduvv</vnfd>
  </vnfs>
  <vnfs xmlns="http://www.cisco.com/usp/scm/vnf-utils">
    <vnfd xmlns="http://www.cisco.com/usp/scm/vnf-utils">suneduvv-autovnf-cups-u2-suneduvv</vnfd>
  </vnfs>
  <destination-path xmlns="http://www.cisco.com/usp/scm/vnf-utils">/sftp</destination-path>
</ns0:vnf-put-file>
```



## Example Output

```
<rpc-reply xmlns="urn:ietf:params:xml:ns:netconf:base:1.0" message-id="urn:uuid:1d5d23ed-db22-4f57-
a786-a027195a53e7" xmlns:nc="urn:ietf:params:xml:ns:netconf:base:1.0"><transaction-id
xmlns='http://www.cisco.com/usp/nfv/usp-nsds'>1542201953-371860</transaction-id></rpc-reply>
```

## Updating NSD

**Operation:** nsd:update

**Namespace:** nsd:update xmlns:nsd="http://www.cisco.com/usp/nfv/usp-nsds"

**Parameters:**

Parameter Name	Required	Type	Description
nsd	M	string	NSD name
rolling	M	boolean	Specifies if the rolling is enabled (true) / disabled (false).
vnfd	M	string	VNFD name, mandatory in case of rolling upgrade
package	M	string	Package descriptor name that should be used to update the vnfd instance mentioned by "vnfd".

**NOTES:**

- If the rolling false operator is used, the upgrade terminates the entire deployment. In this scenario, the *vnfd* <vnfd\_name> operator should not be included in the command. If it is included, a transaction ID for the upgrade is generated and failed. The AutoVNF upstart log reflects this status.
- Ensure that the upgrade package is defined as a VNF package descriptor within the NSD and that it is specified as the primary package in the VNFM VDU configuration.
- Ensure that the current (pre-upgrade) package is specified as the secondary package in the VNFM VDU configuration in order to provide rollback support in the event of errors.

## Example RPC

```
<nc:rpc message-id="urn:uuid:bac690a2-08af-4c9f-8765-3c907d6e12ba" <nsd
xmlns="http://www.cisco.com/usp/nfv/usp-nsds">
  <nsd-id>fremont-autovnf</nsd-id>
  <vim-identity>vim1</vim-identity>
  <vnfd xmlns="http://www.cisco.com/usp/nfv/usp-nsds">
    <vnfd-id>esc</vnfd-id>
    <vnf-type>esc</vnf-type>
    <version>6.0</version>
    <configuration>
      <boot-time>1800</boot-time>
      <set-vim-instance-name>true</set-vim-instance-name>
    </configuration>
    <external-connection-point>
      <vnfc>esc</vnfc>
      <connection-point>eth0</connection-point>
    </external-connection-point>
    <high-availability>true</high-availability>
  </vnfd>
  <vnfc-id>esc</vnfc-id>
  <health-check>
    <enabled>>false</enabled>
  </health-check>
  <vdu>
    <vdu-id>esc</vdu-id>
  </vdu>
```

```

    <connection-point>
      <connection-point-id>eth0</connection-point-id>
      <virtual-link>
        <service-vl>mgmt</service-vl>
      </virtual-link>
    </connection-point>
    <connection-point>
      <connection-point-id>eth1</connection-point-id>
      <virtual-link>
        <service-vl>orch</service-vl>
      </virtual-link>
    </connection-point>
  </vnfc>
</vnfd>
</nsd>
<vim xmlns="http://www.cisco.com/usp/nfv/usp-uas-common">
  <vim-id>vim1</vim-id>
  <api-version>v2</api-version>
  <auth-url>http://172.21.201.218:5000/v2.0</auth-url>
  <user>vim-admin-creds</user>
  <tenant>abcxyz</tenant>
</vim>
<secure-token xmlns="http://www.cisco.com/usp/nfv/usp-secure-token">
  <secure-id>vim-admin-creds</secure-id>
  <user>abcxyz</user>
  <password>*****</password>
</secure-token>
<vdu xmlns="http://www.cisco.com/usp/nfv/usp-uas-common">
  <vdu-id>esc</vdu-id>
  <vdu-type>cisco-esc</vdu-type>
  <flavor>
    <vcpus>2</vcpus>
    <ram>4096</ram>
    <root-disk>40</root-disk>
    <ephemeral-disk>0</ephemeral-disk>
    <swap-disk>0</swap-disk>
  </flavor>
  <login-credential>esc_login</login-credential>
  <netconf-credential>esc_netconf</netconf-credential>
  <image>
    <vnf-package>usp_throttle</vnf-package>
  </image>
  <vnf-rack>abcxyz-vnf-rack</vnf-rack>
  <vnf-package>
    <primary>usp_6_2t</primary>
    <secondary>usp_throttle</secondary>
  </vnf-package>
  <volume/>
</vdu>
<secure-token xmlns="http://www.cisco.com/usp/nfv/usp-secure-token">
  <secure-id>esc_login</secure-id>
  <user>admin</user>
  <password>*****</password>
</secure-token>
<secure-token xmlns="http://www.cisco.com/usp/nfv/usp-secure-token">
  <secure-id>esc_netconf</secure-id>
  <user>admin</user>
  <password>*****</password>
</secure-token>
<vnf-packaged xmlns="http://www.cisco.com/usp/nfv/usp-uas-common">
  <vnf-package-id>usp_throttle</vnf-package-id>
  <location>http://192.168.200.61:5000/isos/fremont-autovnf_esp_throttle</location>
  <validate-signature>false</validate-signature>
  <configuration>
    <name>staros</name>
    <external-url>http://192.168.200.61:5000/isos/fremont-autovnf_esp_throttle_staros</external-
url>
  </configuration>
</vnf-packaged>
</config>

```

## Example Output

```
<rpc-reply xmlns:nc="urn:ietf:params:xml:ns:netconf:base:1.0" message-id="urn:uuid:89ea8939-ae6b-4928-8d10-ba6c21a6ccc6" xmlns="urn:ietf:params:xml:ns:netconf:base:1.0">
  <ok/>
</rpc-reply>
```

## Obtaining Deployment Notification During NSD Activation

**Operation:** get

**Namespace:** ns-deployment-event xmlns='http://www.cisco.com/usp/nfv/usp-uas-common-oper'

**Parameters:**

Parameter Name	Required	Type	Description
instance-id	M	string	A unique ID assigned to this descriptor instance. The same ID is used to create operational record for this instance. Hence, you can pull operational record for this instance at a given time.
descriptor-id	M	string	Configuration descriptor ID. This is the descriptor ID, UAS is acting on and this is being provided as part of the request. This descriptor ID has the associated configuration.
transaction-id	M	string	Unique transaction ID assigned to this instantiation job. You can use this transaction ID to pull details about this request.
operation-type	M	choice string	Type of operation (same as the type of transaction)
status	M	choice string	Current deployment status (start, in-progress, error, or success).
steps-total	O	uint16	Total number of steps required to be performed.
steps-completed	O	uint16	Total number of steps completed.
version	O	string	Deployment version.

## Example Notification

```
<notification xmlns="urn:ietf:params:xml:ns:netconf:notification:1.0"><eventTime>2017-11-07T17:29:36.600936+00:00</eventTime>
<ns-deployment-event xmlns='http://www.cisco.com/usp/nfv/usp-uas-common-oper'>
  <instance-id>sjc-autoit-instance</instance-id>
  <descriptor-id>sjc-autoit</descriptor-id>
  <transaction-id>1510075776-580848</transaction-id>
  <operation-type>activate-ns-deployment</operation-type>
  <status>requested</status>
</ns-deployment-event>
</notification>
```

```
<notification xmlns="urn:ietf:params:xml:ns:netconf:notification:1.0"><eventTime>2017-11-07T17:29:36.697529+00:00</eventTime>
<ns-deployment-event xmlns='http://www.cisco.com/usp/nfv/usp-uas-common-oper'>
  <instance-id>sjc-autoit-instance</instance-id>
  <descriptor-id>sjc-autoit</descriptor-id>
```

```
<transaction-id>1510075776-580848</transaction-id>
<operation-type>activate-ns-deployment</operation-type>
<status>in-progress</status>
</ns-deployment-event>
</notification>

<notification xmlns="urn:ietf:params:xml:ns:netconf:notification:1.0"><eventTime>2017-11-
07T17:29:36.716421+00:00</eventTime>
<vim-deployment-event xmlns='http://www.cisco.com/usp/nfv/usp-uas-common-oper'>
  <instance-id>vnf-rack1-instance</instance-id>
  <descriptor-id>vnf-rack1</descriptor-id>
  <transaction-id>1510075776-580848</transaction-id>
  <operation-type>activate-vnf-rack</operation-type>
  <status>in-progress</status>
</vim-deployment-even

<notification xmlns="urn:ietf:params:xml:ns:netconf:notification:1.0"><eventTime>2017-11-
07T17:29:39.583021+00:00</eventTime>
<vim-deployment-event xmlns='http://www.cisco.com/usp/nfv/usp-uas-common-oper'>
  <instance-id>vnf-rack1-instance</instance-id>
  <descriptor-id>vnf-rack1</descriptor-id>
  <transaction-id>1510075776-580848</transaction-id>
  <operation-type>activate-vnf-rack</operation-type>
  <status>success</status>
</vim-deployment-event>
</notification>

<notification xmlns="urn:ietf:params:xml:ns:netconf:notification:1.0"><eventTime>2017-11-
07T17:29:39.589052+00:00</eventTime>
<vnf-package-deployment-event xmlns='http://www.cisco.com/usp/nfv/usp-uas-common-oper'>
  <instance-id>usp_5_7-instance</instance-id>
  <descriptor-id>usp_5_7</descriptor-id>
  <transaction-id>1510075776-580848</transaction-id>
  <operation-type>activate-vnf-package</operation-type>
  <status>in-progress</status>
</vnf-package-deployment-event>
</notification>

<notification xmlns="urn:ietf:params:xml:ns:netconf:notification:1.0"><eventTime>2017-11-
07T17:34:23.715239+00:00</eventTime>
<vnf-package-deployment-event xmlns='http://www.cisco.com/usp/nfv/usp-uas-common-oper'>
  <instance-id>usp_5_7-instance</instance-id>
  <descriptor-id>usp_5_7</descriptor-id>
  <transaction-id>1510075776-580848</transaction-id>
  <operation-type>activate-vnf-package</operation-type>
  <status>success</status>
</vnf-package-deployment-event>
</notification>

<notification xmlns="urn:ietf:params:xml:ns:netconf:notification:1.0"><eventTime>2017-11-
07T17:36:18.284608+00:00</eventTime>
<vnf-deployment-event xmlns='http://www.cisco.com/usp/nfv/usp-uas-common-oper'>
  <instance-id>autovnf-instance</instance-id>
  <descriptor-id>autovnf</descriptor-id>
  <transaction-id>1510076177-753529</transaction-id>
  <operation-type>activate-vnf-deployment</operation-type>
  <status>in-progress</status>
</vnf-deployment-event>
</notification>

<notification xmlns="urn:ietf:params:xml:ns:netconf:notification:1.0"><eventTime>2017-11-
07T17:36:18.316604+00:00</eventTime>
<uas-lifecycle-event xmlns='http://www.cisco.com/usp/nfv/usp-uas-common-oper'>
  <instance-id>autovnf</instance-id>
  <event>starting</event>
</uas-lifecycle-event>
</notification>

<notification xmlns="urn:ietf:params:xml:ns:netconf:notification:1.0"><eventTime>2017-11-
07T17:47:45.504265+00:00</eventTime>
```

```

<uas-lifecycle-event xmlns='http://www.cisco.com/usp/nfv/usp-uas-common-oper'>
  <instance-id>autovnf</instance-id>
  <event>started</event>
</uas-lifecycle-event>
</notification>

<notification xmlns="urn:ietf:params:xml:ns:netconf:notification:1.0"><eventTime>2017-11-07T17:47:45.522818+00:00</eventTime>
<vnf-deployment-event xmlns='http://www.cisco.com/usp/nfv/usp-uas-common-oper'>
  <instance-id>autovnf-instance</instance-id>
  <descriptor-id>autovnf</descriptor-id>
  <transaction-id>1510076782-015055</transaction-id>
  <operation-type>activate-vnf-deployment</operation-type>
  <status>success</status>
</vnf-deployment-event>
</notification>

<notification xmlns="urn:ietf:params:xml:ns:netconf:notification:1.0"><eventTime>2017-11-07T17:47:45.535186+00:00</eventTime>
<ns-deployment-event xmlns='http://www.cisco.com/usp/nfv/usp-uas-common-oper'>
  <instance-id>sjc-autoit-instance</instance-id>
  <descriptor-id>sjc-autoit</descriptor-id>
  <transaction-id>1510076782-015055</transaction-id>
  <operation-type>activate-ns-deployment</operation-type>
  <status>success</status>
</ns-deployment-event>
</notification>

```

## Fetching VNFR Information

VNFR record contains the operational data of an active VNF instance.

**Operation:** get

**Namespace:** nsd xmlns="http://www.cisco.com/usp/nfv/usp-nsds"

### VNFR Record (VNFR) Parameters:

Parameter Name	Required	Type	Description
vnfr-id	M	string	Unique ID for this VNFR identity.
vnfd	M	reference	Reference to VNF Descriptor.
state	M	choice string	Overall VNF state. It can be one of the following: <ul style="list-style-type: none"> <li>starting: VNF is starting, instances are being deployed.</li> <li>started: All instances of VNF are deployed.</li> <li>online: All instances are live. This is done by checking the liveness of the VNFC using one of the health monitoring policies.</li> <li>shutting down: VNF is shutting down.</li> <li>offline: VNF has been destroyed. This state is never reflected in operational record as VNFR itself is destroyed. This state is applicable to notification sent over UAS stream.</li> <li>restarting: One or more instances of VNF are restarting. This state is also used to send notification for VNFC restart.</li> <li>failed: UAS failed to deploy the VNF.</li> <li>ha-failed: VNF is not in HA state as one of the VNFCs never came online or in failed state. One of the VNFC in this case will be in failed state.</li> </ul>
external-connection-point	O	array of external-connection-point	This contains a list of external connection point instances.

Parameter Name	Required	Type	Description
vdu	M	array of vdu descriptor	List of VDUs used to deploy this VNF.

**VNFR VDU Descriptor Parameters:**

This contains the list of VDUs used to deploy the VNF. Each VDU has a set of VNFC instances running as part of the deployment.

Parameter Name	Required	Type	Description
vdu-id	M	reference	Reference to VNFC descriptor
vnfc-instance	M	array of vnfc-instance	One or more lists of VNFC instances.

**VNFC Instance Descriptor Parameters:**

Parameter Name	Required	Type	Description
vnfc-instance-id	M	string	Unique ID assigned to VNFC Instance.
state	M	choice string	Operational state of VNFC. It can be one of the following: <ul style="list-style-type: none"> <li>start-requested: Deployment requested.</li> <li>reboot-requested: Reboot requested.</li> <li>deploying: Deployment in-progress.</li> <li>deployed: Deployment completed.</li> <li>alive: Operational, all good.</li> <li>stop-requested: Stop requested.</li> <li>undeploying: Un-deployment in-progress.</li> <li>undeployed: Instance is undeployed.</li> <li>rebooting: Instance is rebooting.</li> <li>error: Instance in error state. Failed to boot and deploy.</li> </ul>
vnfc	M	reference	Reference to VNFC used as descriptor for this instance.
flavor-key	M	string	VIM Flavor used to allocate compute resources to this VNFC Instance.
uuid	M	string	VIM allocated UUID to this VNFC Instance.
image	M	string	Image name as exists on VIM used for this VNFC instance.
version	M	string	Software Version for the Image.
package	O	string	VNF Package reference if applicable.
uuid	O	string	Image UUID as exists on VIM used for this VNFC instance.

Parameter Name	Required	Type	Description
host	O	string	Compute host ID where this instance is placed. If available. This might not be available if tenant does not have admin privileges.
connection-point-instance	M	array of connection point instance	List of connection point instances.
volume-instance	O	array of volume instance	List of volume instances associated to this VNFC Instance, if available.

**VNFC Volume Instance Parameters:**

Parameter Name	Required	Type	Description
volume-id	M	string	Unique ID to volume Instance.
volume	M	reference	Reference to Volume Descriptor.

**VNFC Connection Point Instance Parameters:**

This contains the operational data pertaining to a specific connection point (network-interface).

Parameter Name	Required	Type	Description
connection-point-instance-id	M	string	Connection Point Instance ID where the IP address is associated.
virtual-link-ref	M	reference	Virtual link provides the network connectivity.
ip-address	M	inet:ip-address	Virtual IP Address (VIP) assigned to this external connection point.
mac-address	M	string	MAC address assigned to VIP port.
connection-point-type	M	choice string	Connection Point type. It can be one of the following: <ul style="list-style-type: none"> <li>virtual-port: Virtual Port (virtio)</li> <li>pnic-pcipt: PCI Pass-thru Port</li> <li>pnic-sriov: PCI SRIOV Port</li> </ul>
port-id	M	string	Unique UUID of the port as assigned by VIM.

**External Connection Point Instance Parameters:**

External Connection Point instance provides necessary information for outside entity to connect to VNF. There are one or more entries when high-availability feature is enabled. A VNF can have multiple external connection points, for example in the UGP, there is one connection exposed by element-manager (UEM) and other connection point by control-function (UGP-CF).

Parameter Name	Required	Type	Description
vnfc	M	string	VNFC Instance ID that exposes the connection point.
aggregate-connection-point	M	connection point instance	See the connection point instance for more details.

### Example RPC

```
<nc:rpc message-id="urn:uuid:d57b5e07-618b-427f-9c6a-159e815e14b1"
xmlns:nc="urn:ietf:params:xml:ns:netconf:base:1.0">
  <nc:get>
    <nc:filter type="subtree">
      <vnfr xmlns="http://www.cisco.com/usp/nfv/usp-uas-common-oper"/>
    </nc:filter>
  </nc:get>
</nc:rpc>
```

### Example Output

```
<rpc-reply xmlns:nc="urn:ietf:params:xml:ns:netconf:base:1.0" message-id="urn:uuid:d57b5e07-618b-
427f-9c6a-159e815e14b1" xmlns="urn:ietf:params:xml:ns:netconf:base:1.0">
  <data>
    <vnfr xmlns="http://www.cisco.com/usp/nfv/usp-uas-common-oper">
      <vnfr-id>fremont-autovnf-esc</vnfr-id>
      <vnfd>esc</vnfd>
      <vnf-type>esc</vnf-type>
      <state>deployed</state>
      <external-connection-point>
        <vnfc>esc</vnfc>
        <connection-point-instance-id>fremont-autovnf-esc-aselvana-ha-vip</connection-point-instance-
id>
        <virtual-link-ref>bmarconi-management</virtual-link-ref>
        <ip-address>50.50.50.17</ip-address>
        <mac-address>fa:16:3e:c4:7f:64</mac-address>
        <connection-point-type>virtual-port</connection-point-type>
        <port-id>bdb529a3-4a48-4f4e-92e8-e13e2ad33736</port-id>
      </external-connection-point>
      <vdu>
        <vdu-id>esc</vdu-id>
        <vnfc-instance>
          <vnfc-instance-id>fremont-autovnf-esc-aselvana-esc-1</vnfc-instance-id>
          <state>deployed</state>
          <vnfc>esc</vnfc>
          <flavor-key>fremont-autovnf-esc-aselvana-esc</flavor-key>
          <uuid>29f2b301-fa6c-41d7-91ba-89ac99ab6e5d</uuid>
          <image>
            <name>/vnfm-bundle/ESC-3_1_0_145.qcow2</name>
            <version>Version: 3.1.0.145, SHA1: ebd69ca, Date: Tue Jan 23 21:58:20 EST 2018</version>
            <package>usp_5_7</package>
            <uuid>c3dd1e27-21f2-4842-9f0a-89ca214092d7</uuid>
          </image>
          <host>tb2-compute-4.localdomain</host>
          <vdu-type>cisco-esc</vdu-type>
          <connection-point-instance>
            <connection-point-instance-id>eth0</connection-point-instance-id>
            <virtual-link-ref>bmarconi-management</virtual-link-ref>
            <ip-address>50.50.50.7</ip-address>
            <mac-address>fa:16:3e:86:9d:5b</mac-address>
            <connection-point-type>virtual-port</connection-point-type>
            <port-id>8ddl9884-5d87-4eda-9202-6857fbb258bf</port-id>
          </connection-point-instance>
          <connection-point-instance>
            <connection-point-instance-id>eth1</connection-point-instance-id>
            <virtual-link-ref>autoit-sjc-orch</virtual-link-ref>
            <ip-address>10.2.3.14</ip-address>
```



```

    <mac-address>fa:16:3e:a3:55:22</mac-address>
    <connection-point-type>virtual-port</connection-point-type>
    <port-id>853c721b-53dd-4093-985e-e481580eeabe</port-id>
  </connection-point-instance>
</vnfc-instance>
<vnfc-instance>
  <vnfc-instance-id>fremont-autovnf-esc-aselvana-esc-2</vnfc-instance-id>
  <state>deployed</state>
  <vnfc>esc</vnfc>
  <flavor-key>fremont-autovnf-esc-aselvana-esc</flavor-key>
  <uuid>f00efb7d-9e84-4086-a9c5-3a3ea33a7b79</uuid>
  <image>
    <name>/vnfm-bundle/ESC-3_1_0_145.qcow2</name>
    <version>Version: 3.1.0.145, SHA1: ebd69ca, Date: Tue Jan 23 21:58:20 EST 2018</version>
    <package>usp_5_7</package>
    <uuid>c3dd1e27-21f2-4842-9f0a-89ca214092d7</uuid>
  </image>
  <host>tb2-compute-10.localdomain</host>
  <vdu-type>cisco-esc</vdu-type>
  <connection-point-instance>
    <connection-point-instance-id>eth0</connection-point-instance-id>
    <virtual-link-ref>bmarconi-management</virtual-link-ref>
    <ip-address>50.50.50.20</ip-address>
    <mac-address>fa:16:3e:c1:ff:87</mac-address>
    <connection-point-type>virtual-port</connection-point-type>
    <port-id>7958e407-e22c-4634-a53c-c5ab613a1933</port-id>
  </connection-point-instance>
  <connection-point-instance>
    <connection-point-instance-id>eth1</connection-point-instance-id>
    <virtual-link-ref>autoit-sjc-orch</virtual-link-ref>
    <ip-address>10.2.3.16</ip-address>
    <mac-address>fa:16:3e:7f:fb:06</mac-address>
    <connection-point-type>virtual-port</connection-point-type>
    <port-id>18e44e03-194b-4b78-9533-f4be293e9129</port-id>
  </connection-point-instance>
</vnfc-instance>
</vdu>
</vnfr>
<vnfr xmlns="http://www.cisco.com/usp/nfv/usp-uas-common-oper">
  <vnfr-id>fremont-autovnf-vpc</vnfr-id>
  <vnfd>vpc</vnfd>
  <vnf-type>ugp</vnf-type>
  <state>error</state>
  <external-connection-point>
    <vnfc>cf</vnfc>
    <connection-point-instance-id>CF-fremont-autovnf-vpc-aselvana-vip</connection-point-instance-
id>
    <virtual-link-ref>bmarconi-management</virtual-link-ref>
    <ip-address>50.50.50.6</ip-address>
    <mac-address>fa:16:3e:9b:b3:0b</mac-address>
    <connection-point-type>virtual-port</connection-point-type>
    <port-id>bd135637-dc74-4bf5-blf5-87aaeb3ec7f8</port-id>
  </external-connection-point>
  <external-connection-point>
    <vnfc>em</vnfc>
    <connection-point-instance-id>em-fremont-autovnf-vpc-aselvana-vip</connection-point-instance-
id>
    <virtual-link-ref>bmarconi-management</virtual-link-ref>
    <ip-address>50.50.50.25</ip-address>
    <mac-address>fa:16:3e:48:da:44</mac-address>
    <connection-point-type>virtual-port</connection-point-type>
    <port-id>181b1fb2-c8a5-442b-afb9-4e26bfac19f1</port-id>
  </external-connection-point>
</vdu>
<vdu-id>cf</vdu-id>
<vnfc-instance>
  <vnfc-instance-id>fremont-autovnf-vpc-aselvana-cf-1</vnfc-instance-id>
  <state>alive</state>
  <vnfc>cf</vnfc>
  <flavor-key>fremont-autovnf-vpc-aselvana-cf</flavor-key>

```

```

<uuid>81fb410b-7638-400b-9b80-421b5d368496</uuid>
<image>
  <name>/ugp-bundle/qvpc-di-cf.qcow2</name>
  <version>Version: 21.6.0.68695, SHA1: NA, Date: Wed Jan 24 21:02:06 PST 2018</version>
  <package>usp_5_7</package>
  <uuid>b4f4bc35-fc5c-404c-8590-ca2893422489</uuid>
</image>
<host>tb2-compute-3.localdomain</host>
<vdu-type>control-function</vdu-type>
<connection-point-instance>
  <connection-point-instance-id>eth0</connection-point-instance-id>
  <virtual-link-ref>di-internall1</virtual-link-ref>
  <ip-address>192.168.1.97</ip-address>
  <mac-address>fa:16:3e:25:b9:33</mac-address>
  <connection-point-type>pnic-sriov</connection-point-type>
  <port-id>7219cabe-f442-401a-865f-fa875403406c</port-id>
</connection-point-instance>
<connection-point-instance>
  <connection-point-instance-id>eth1</connection-point-instance-id>
  <virtual-link-ref>bmarconi-management</virtual-link-ref>
  <ip-address>50.50.50.13</ip-address>
  <mac-address>fa:16:3e:71:2a:63</mac-address>
  <connection-point-type>virtual-port</connection-point-type>
  <port-id>634f2902-583c-473a-9418-67187b3d018d</port-id>
</connection-point-instance>
<connection-point-instance>
  <connection-point-instance-id>eth2</connection-point-instance-id>
  <virtual-link-ref>autoit-sjc-orch</virtual-link-ref>
  <ip-address>10.2.3.21</ip-address>
  <mac-address>fa:16:3e:d6:65:2f</mac-address>
  <connection-point-type>virtual-port</connection-point-type>
  <port-id>c2bf3dd9-0b4c-4de6-856d-359d785eeda2</port-id>
</connection-point-instance>
<connection-point-instance>
  <connection-point-instance-id>eth3</connection-point-instance-id>
  <virtual-link-ref>di-internal2</virtual-link-ref>
  <ip-address>192.168.2.8</ip-address>
  <mac-address>fa:16:3e:81:1e:9e</mac-address>
  <connection-point-type>pnic-sriov</connection-point-type>
  <port-id>07ecd637-baa2-48b0-bbce-8c6572dc2d32</port-id>
</connection-point-instance>
</vnfc-instance>
<vnfc-instance>
  <vnfc-instance-id>fremont-autovnf-vpc-aselvana-cf-2</vnfc-instance-id>
  <state>alive</state>
  <vnfc>cf</vnfc>
  <flavor-key>fremont-autovnf-vpc-aselvana-cf</flavor-key>
  <uuid>8e946784-ca87-4b3a-9977-43daf149d1f7</uuid>
  <image>
    <name>/ugp-bundle/qvpc-di-cf.qcow2</name>
    <version>Version: 21.6.0.68695, SHA1: NA, Date: Wed Jan 24 21:02:06 PST 2018</version>
    <package>usp_5_7</package>
    <uuid>b4f4bc35-fc5c-404c-8590-ca2893422489</uuid>
  </image>
  <host>tb2-compute-11.localdomain</host>
  <vdu-type>control-function</vdu-type>
  <connection-point-instance>
    <connection-point-instance-id>eth0</connection-point-instance-id>
    <virtual-link-ref>di-internall1</virtual-link-ref>
    <ip-address>192.168.1.124</ip-address>
    <mac-address>fa:16:3e:6f:68:d4</mac-address>
    <connection-point-type>pnic-sriov</connection-point-type>
    <port-id>f82ce0ad-1284-47bf-b747-119cb0de987e</port-id>
  </connection-point-instance>
  <connection-point-instance>
    <connection-point-instance-id>eth1</connection-point-instance-id>
    <virtual-link-ref>bmarconi-management</virtual-link-ref>
    <ip-address>50.50.50.31</ip-address>
    <mac-address>fa:16:3e:f5:c3:57</mac-address>
    <connection-point-type>virtual-port</connection-point-type>

```

```

    <port-id>d1f9d1bb-77e4-4333-a9e2-5eac682fac20</port-id>
  </connection-point-instance>
</connection-point-instance>
  <connection-point-instance-id>eth2</connection-point-instance-id>
  <virtual-link-ref>autoit-sjc-orch</virtual-link-ref>
  <ip-address>10.2.3.5</ip-address>
  <mac-address>fa:16:3e:63:c1:29</mac-address>
  <connection-point-type>virtual-port</connection-point-type>
  <port-id>19abe3ba-e5ac-43e9-b72f-197d0d6bb44e</port-id>
</connection-point-instance>
</connection-point-instance>
  <connection-point-instance-id>eth3</connection-point-instance-id>
  <virtual-link-ref>di-internal2</virtual-link-ref>
  <ip-address>192.168.2.35</ip-address>
  <mac-address>fa:16:3e:82:93:59</mac-address>
  <connection-point-type>pnice-sriov</connection-point-type>
  <port-id>a9e3ad25-3b37-49a5-ba9f-98bab91c07b6</port-id>
</connection-point-instance>
</vnfc-instance>
</vdu>
<vdu>
  <vdu-id>em</vdu-id>
  <vnfc-instance>
    <vnfc-instance-id>fremont-autovnf-vpc-aselvana-em-1</vnfc-instance-id>
    <state>alive</state>
    <vnfc>em</vnfc>
    <flavor-key>fremont-autovnf-vpc-aselvana-em</flavor-key>
    <uuid>7dba9ae6-9b1e-48e6-a2d2-bb7a16a1d3b3</uuid>
    <image>
      <name>/em-bundle/em-6_0_0_2166.qcow2</name>
      <version>Version: 6.0.0, SHA1: cfbd8b1, Date: Tue Jan 23 22:36:19 EST 2018</version>
      <package>usp_5_7</package>
      <uuid>b4706545-a424-4897-9f61-6a6ae2401139</uuid>
    </image>
    <host>tb2-compute-3.localdomain</host>
    <vdu-type>element-manager</vdu-type>
    <connection-point-instance>
      <connection-point-instance-id>eth0</connection-point-instance-id>
      <virtual-link-ref>autoit-sjc-orch</virtual-link-ref>
      <ip-address>10.2.3.17</ip-address>
      <mac-address>fa:16:3e:bc:bb:68</mac-address>
      <connection-point-type>virtual-port</connection-point-type>
      <port-id>51c860fe-ba7f-4a97-9399-0d1ae8486a21</port-id>
    </connection-point-instance>
    <connection-point-instance>
      <connection-point-instance-id>eth1</connection-point-instance-id>
      <virtual-link-ref>bmarconi-management</virtual-link-ref>
      <ip-address>50.50.50.26</ip-address>
      <mac-address>fa:16:3e:2b:20:e0</mac-address>
      <connection-point-type>virtual-port</connection-point-type>
      <port-id>96bddb36-394e-4156-9d19-e938e236da8e</port-id>
    </connection-point-instance>
  </vnfc-instance>
</vnfc-instance>
  <vnfc-instance>
    <vnfc-instance-id>fremont-autovnf-vpc-aselvana-em-2</vnfc-instance-id>
    <state>alive</state>
    <vnfc>em</vnfc>
    <flavor-key>fremont-autovnf-vpc-aselvana-em</flavor-key>
    <uuid>8e9fc918-8c17-4ace-9e45-0750df10a365</uuid>
    <image>
      <name>/em-bundle/em-6_0_0_2166.qcow2</name>
      <version>Version: 6.0.0, SHA1: cfbd8b1, Date: Tue Jan 23 22:36:19 EST 2018</version>
      <package>usp_5_7</package>
      <uuid>b4706545-a424-4897-9f61-6a6ae2401139</uuid>
    </image>
    <host>tb2-compute-11.localdomain</host>
    <vdu-type>element-manager</vdu-type>
    <connection-point-instance>
      <connection-point-instance-id>eth0</connection-point-instance-id>
      <virtual-link-ref>autoit-sjc-orch</virtual-link-ref>

```

```

    <ip-address>10.2.3.12</ip-address>
    <mac-address>fa:16:3e:af:b2:22</mac-address>
    <connection-point-type>virtual-port</connection-point-type>
    <port-id>f3292817-00e6-468d-bcfb-b74cad336815</port-id>
  </connection-point-instance>
  <connection-point-instance>
    <connection-point-instance-id>eth1</connection-point-instance-id>
    <virtual-link-ref>bmarconi-management</virtual-link-ref>
    <ip-address>50.50.50.27</ip-address>
    <mac-address>fa:16:3e:23:e0:70</mac-address>
    <connection-point-type>virtual-port</connection-point-type>
    <port-id>a641e039-0a12-46d4-984d-3deca819eddc</port-id>
  </connection-point-instance>
</vnfc-instance>
<vnfc-instance>
  <vnfc-instance-id>fremont-autovnf-vpc-aselvana-em-3</vnfc-instance-id>
  <state>alive</state>
  <vnfc>em</vnfc>
  <flavor-key>fremont-autovnf-vpc-aselvana-em</flavor-key>
  <uuid>196b0644-b385-439f-9549-54aaf98c2fce</uuid>
  <image>
    <name>/em-bundle/em-6_0_0_2166.qcow2</name>
    <version>Version: 6.0.0, SHA1: cfbd8b1, Date: Tue Jan 23 22:36:19 EST 2018</version>
    <package>usp_5_7</package>
    <uuid>b4706545-a424-4897-9f61-6a6ae2401139</uuid>
  </image>
  <host>tb2-compute-4.localdomain</host>
  <vdu-type>element-manager</vdu-type>
  <connection-point-instance>
    <connection-point-instance-id>eth0</connection-point-instance-id>
    <virtual-link-ref>autoit-sjc-orch</virtual-link-ref>
    <ip-address>10.2.3.9</ip-address>
    <mac-address>fa:16:3e:72:74:fa</mac-address>
    <connection-point-type>virtual-port</connection-point-type>
    <port-id>47c6d95c-1656-4496-9af8-70ac0db9ab17</port-id>
  </connection-point-instance>
  <connection-point-instance>
    <connection-point-instance-id>eth1</connection-point-instance-id>
    <virtual-link-ref>bmarconi-management</virtual-link-ref>
    <ip-address>50.50.50.18</ip-address>
    <mac-address>fa:16:3e:8a:61:ff</mac-address>
    <connection-point-type>virtual-port</connection-point-type>
    <port-id>d978ec0d-78b2-4a37-bf17-ee14b3fe5a3a</port-id>
  </connection-point-instance>
</vnfc-instance>
</vdu>
<vdu>
  <vdu-id>sf</vdu-id>
  <vnfc-instance>
    <vnfc-instance-id>fremont-autovnf-vpc-aselvana-sf-1</vnfc-instance-id>
    <state>error</state>
    <vnfc>sf</vnfc>
    <flavor-key>fremont-autovnf-vpc-aselvana-sf</flavor-key>
    <uuid>12642ff4-42cd-498e-98c6-126e7aa38441</uuid>
    <image>
      <name>/ugp-bundle/qvpc-di-xf.qcow2</name>
      <version>Version: 21.6.0.68695, SHA1: NA, Date: Wed Jan 24 21:02:06 PST 2018</version>
      <package>usp_5_7</package>
      <uuid>90d87015-4cfb-4603-a921-15c31b0e86a7</uuid>
    </image>
    <host>tb2-compute-10.localdomain</host>
    <vdu-type>session-function</vdu-type>
    <connection-point-instance>
      <connection-point-instance-id>eth0</connection-point-instance-id>
      <virtual-link-ref>di-internal1</virtual-link-ref>
      <ip-address>192.168.1.109</ip-address>
      <mac-address>fa:16:3e:ca:6c:7b</mac-address>
      <connection-point-type>pnic-sriov</connection-point-type>
      <port-id>ad779f90-ee27-4f09-a20c-33da2fd79a9f</port-id>
    </connection-point-instance>

```

```

<connection-point-instance>
  <connection-point-instance-id>eth1</connection-point-instance-id>
  <virtual-link-ref>autoit-sjc-orch</virtual-link-ref>
  <ip-address>10.2.3.15</ip-address>
  <mac-address>fa:16:3e:5b:b6:4c</mac-address>
  <connection-point-type>virtual-port</connection-point-type>
  <port-id>f32634d2-cb7f-4dce-aba2-cd10c9e7d9b3</port-id>
</connection-point-instance>
<connection-point-instance>
  <connection-point-instance-id>eth2</connection-point-instance-id>
  <virtual-link-ref>aselvana-vpc-svc</virtual-link-ref>
  <ip-address>22.12.11.7</ip-address>
  <mac-address>fa:16:3e:ba:52:5a</mac-address>
  <connection-point-type>virtual-port</connection-point-type>
  <port-id>6d4df246-08ab-45f0-a80f-ce97d22d19b6</port-id>
</connection-point-instance>
<connection-point-instance>
  <connection-point-instance-id>eth3</connection-point-instance-id>
  <virtual-link-ref>di-internal2</virtual-link-ref>
  <ip-address>192.168.2.29</ip-address>
  <mac-address>fa:16:3e:5d:77:62</mac-address>
  <connection-point-type>pnic-sriov</connection-point-type>
  <port-id>3c2d802c-4294-4c4c-able-7f8ecca21794</port-id>
</connection-point-instance>
</vnfc-instance>
<vnfc-instance>
  <vnfc-instance-id>fremont-autovnf-vpc-aselvana-sf-2</vnfc-instance-id>
  <state>alive</state>
  <vnfc>sf</vnfc>
  <flavor-key>fremont-autovnf-vpc-aselvana-sf</flavor-key>
  <uuid>5ccb21d7-4b02-4b9b-9edf-773ea6d1ea83</uuid>
  <image>
    <name>/ugp-bundle/qvpc-di-xf.qcow2</name>
    <version>Version: 21.6.0.68695, SHA1: NA, Date: Wed Jan 24 21:02:06 PST 2018</version>
    <package>usp_5_7</package>
    <uuid>90d87015-4cfb-4603-a921-15c31b0e86a7</uuid>
  </image>
  <host>tb2-compute-0.localdomain</host>
  <vdu-type>session-function</vdu-type>
  <connection-point-instance>
    <connection-point-instance-id>eth0</connection-point-instance-id>
    <virtual-link-ref>di-internal1</virtual-link-ref>
    <ip-address>192.168.1.115</ip-address>
    <mac-address>fa:16:3e:2b:f7:cb</mac-address>
    <connection-point-type>pnic-sriov</connection-point-type>
    <port-id>da6871b3-ec10-4eed-a62c-63550c5a3505</port-id>
  </connection-point-instance>
  <connection-point-instance>
    <connection-point-instance-id>eth1</connection-point-instance-id>
    <virtual-link-ref>autoit-sjc-orch</virtual-link-ref>
    <ip-address>10.2.3.18</ip-address>
    <mac-address>fa:16:3e:34:dd:9e</mac-address>
    <connection-point-type>virtual-port</connection-point-type>
    <port-id>2c30cc7a-2b33-42d3-97a8-c9d9a394cb71</port-id>
  </connection-point-instance>
  <connection-point-instance>
    <connection-point-instance-id>eth2</connection-point-instance-id>
    <virtual-link-ref>aselvana-vpc-svc</virtual-link-ref>
    <ip-address>22.12.11.9</ip-address>
    <mac-address>fa:16:3e:e9:74:f2</mac-address>
    <connection-point-type>virtual-port</connection-point-type>
    <port-id>421b99fa-ac7e-49b9-8928-97f0c6a909bb</port-id>
  </connection-point-instance>
  <connection-point-instance>
    <connection-point-instance-id>eth3</connection-point-instance-id>
    <virtual-link-ref>di-internal2</virtual-link-ref>
    <ip-address>192.168.2.25</ip-address>
    <mac-address>fa:16:3e:fb:41:f1</mac-address>
    <connection-point-type>pnic-sriov</connection-point-type>
    <port-id>0557e51f-2ff8-4169-84fd-c8ca81d017ef</port-id>

```

```

    </connection-point-instance>
  </vnfc-instance>
</vnfc-instance>
  <vnfc-instance-id>fremont-autovnf-vpc-aselvana-sf-3</vnfc-instance-id>
  <state>alive</state>
  <vnfc>sf</vnfc>
  <flavor-key>fremont-autovnf-vpc-aselvana-sf</flavor-key>
  <uuid>5833d044-8830-49f7-99f2-2c20d5090c36</uuid>
  <image>
    <name>/ugp-bundle/qvpc-di-xf.qcow2</name>
    <version>Version: 21.6.0.68695, SHA1: NA, Date: Wed Jan 24 21:02:06 PST 2018</version>
    <package>usp_5_7</package>
    <uuid>90d87015-4cfb-4603-a921-15c31b0e86a7</uuid>
  </image>
  <host>tb2-compute-7.localdomain</host>
  <vdu-type>session-function</vdu-type>
  <connection-point-instance>
    <connection-point-instance-id>eth0</connection-point-instance-id>
    <virtual-link-ref>di-internal1</virtual-link-ref>
    <ip-address>192.168.1.108</ip-address>
    <mac-address>fa:16:3e:de:35:fc</mac-address>
    <connection-point-type>pnic-sriov</connection-point-type>
    <port-id>4f0d5e42-dc46-4904-8984-0947e1131817</port-id>
  </connection-point-instance>
  <connection-point-instance>
    <connection-point-instance-id>eth1</connection-point-instance-id>
    <virtual-link-ref>autoit-sjc-orch</virtual-link-ref>
    <ip-address>10.2.3.19</ip-address>
    <mac-address>fa:16:3e:f1:e3:ed</mac-address>
    <connection-point-type>virtual-port</connection-point-type>
    <port-id>988ff454-6645-4a68-a8d8-1b19ddcf18a0</port-id>
  </connection-point-instance>
  <connection-point-instance>
    <connection-point-instance-id>eth2</connection-point-instance-id>
    <virtual-link-ref>aselvana-vpc-svc</virtual-link-ref>
    <ip-address>22.12.11.11</ip-address>
    <mac-address>fa:16:3e:53:51:e2</mac-address>
    <connection-point-type>virtual-port</connection-point-type>
    <port-id>65005463-200e-4d6c-82e2-b38bec2b9cc7</port-id>
  </connection-point-instance>
  <connection-point-instance>
    <connection-point-instance-id>eth3</connection-point-instance-id>
    <virtual-link-ref>di-internal2</virtual-link-ref>
    <ip-address>192.168.2.31</ip-address>
    <mac-address>fa:16:3e:18:f6:b3</mac-address>
    <connection-point-type>pnic-sriov</connection-point-type>
    <port-id>6f6ea766-2631-451f-a531-c2c9f2a50c69</port-id>
  </connection-point-instance>
</vnfc-instance>
</vdu>
</vnfr>
</data>
</rpc-reply>

```

## Network Service Record Parameters

NSR contains the operational information about a running instance of NSD.

Parameter Name	Required	Type	Description
nsr-id	M	string	Unique ID for this NSR identity.
nsd	M	reference	Reference to NSD.
vlr	M	array of vlr	List of Virtual Link Record (VLR) as used at NSD level.
vnfr	O	array of references to vnfr	Reference to one or more VNFRs on boarded as part of this NSD.
vnf-package	O	array of references to vnf-packager	Reference to one or more vnf-packagers on boarded as part of this NSD.
vnf-rack	O	array of references to vnf-rackr	Reference to one or more vnf-rackr on boarded as part of this NSD.

## Virtual Link Record Parameters

Virtual links are shared across VNFs at network service level. VLR provides housekeeping to manage the shared resource. It creates virtual link at once and keeps references of VNF that are using it. It is done by adding VNFR references to VLR. During deactivation of VNF/NSD, the reference is removed as VNF stops using the resource and the virtual link is deactivated if there are no more references to it.

VLR records are only maintained for the resources UAS creates on VIM. For virtual link, where UAS uses a pre-created network-instance from VIM, this entry is not created.

Parameter Name	Required	Type	Description
vlr-id	M	string	Unique ID for this VLR identity.
network	M	reference	Reference to Network Descriptor used to create this virtual link record.
vnfr	M	array of references to vnfr	List of VNFs using this virtual link.







# Secure Token Configuration

The UAS defines the concept of secure token, an object that protects confidentiality. Whenever a configuration parameter is defined, the UAS makes sure:

- this parameter is stored securely in a database by applying AES based encryption.
- it is not shown in plain text either in configuration or in any logs.
- the parameters are passed over secure channel when the UAS passes these secure tokens to other entities over network. For example, over SSH or HTTPS or via encrypted storage (link cinder volumes).

When booting up the UAS, an encryption key is passed to the UAS and is stored in file system which only the root user can access. The UAS uses this encryption key to apply the encryption. Hence, none over API interface can have access to this key so there is no way to decrypt the encrypted parameters on boarded to UAS as part of the configuration.

The UAS uses these secure token-based parameters in secure token credential descriptors or secure token SSH key descriptors to define credentials (user name/password pair) or SSH keys.

The UAS defines the following three roles based on which the secure token configuration is managed:

- admin: Admin user which can edit the configuration.
- oper: Operational user which has read-only access.
- security-admin: This user has all admin privileges along with the capabilities to add and remove users, access rules.

The UAS defines a special type of secure token as object called Service Configuration Manager (SCM) to define these roles. This secure token can be for the VDUs which provide API services. For example, UAS, VNF-EM, CF, ESC, and so on.

## Operations

### Configuring Secure Token

**Operation:** edit-config

**Namespace:** secure-token xmlns="http://www.cisco.com/usp/nfv/usp-secure-token"

**Parameters:**

Parameter Name	Required	Type	Description
secure-id	M	string	A unique ID assigned to this secure token.
user	O	string	User name for this credential. This is optional and used to allow secure token within a descriptor that requires only password. For example, you have a fixed user name, this string is encrypted via AES, 128-bits encryption using CBC mode.
password	M	string	Password for this credential. This is mandatory. This string is encrypted via AES, 128-bits encryption using CBC mode.

## Example RPC

```
<nc:rpc message-id="urn:uuid:e7aa5ed5-9f49-4d62-9f23-54b6b399c947"
xmlns:nc="urn:ietf:params:xml:ns:netconf:base:1.0">
  <nc:edit-config>
    <nc:target>
      <nc:running/>
    </nc:target>
    <config>
      <secure-token xmlns="http://www.cisco.com/usp/nfv/usp-secure-token">
        <secure-id>openstack</secure-id>
        <user>admin</user>
        <password>Cisco@123=</password>
      </secure-token>
      <secure-token xmlns="http://www.cisco.com/usp/nfv/usp-secure-token">
        <secure-id>esc-login</secure-id>
        <user>$8$Pv1HrYu+DSfLz70qDxwzL9v4q6r2qDRMqq7SnwjMMF4=</user>
        <password>$8$RZ5GEoxZKKZOTg4ru8d5/D8wYFXr/c0vjZ/FWxjwliw=</password>
      </secure-token>
    </config>
  </nc:edit-config>
</nc:rpc>
```

### Notes:

- For security reasons, the input parameters for the secure tokens can be provided in any of the following ways:
  - Use a secure transport. NETCONF is a secure transport over SSH. Hence, the input provided over this transport is protected. The same applies to REST over HTTPS.
  - Log in to the UAS CLI over SSH.
  - As these channels are secure, you can provide the parameter values securely. Alternatively, you can encrypt the strings using the key provided to UAS and pass that as input.
- OpenStack password is passed as plaintext while ESC user name and passwords are encrypted and sent. As this is NETCONF RPC, the payload is encrypted on wire and there is no need to provide encrypted input.

## Example Output

```
<rpc-reply xmlns:nc="urn:ietf:params:xml:ns:netconf:base:1.0" message-id="urn:uuid:7a3dc711-0277-
4ff4-a820-2843bff89ed2" xmlns="urn:ietf:params:xml:ns:netconf:base:1.0">
  <ok/>
</rpc-reply>
```

## Configuring SSH Keys

**Operation:** edit-config

**Namespace:** ssh-key xmlns="http://www.cisco.com/usp/nfv/usp-secure-token"

### Parameters:

Parameter Name	Required	Type	Description
ssh-key-id	M	string	A unique ID assigned to this secure token.
private-key	O	string	Private Key. This is optional and used to allow secure token within a descriptor that requires only public-key, for example, you need authorized key to pass public key. This string is encrypted via AES, 128-bits encryption using CBC mode.

Parameter Name	Required	Type	Description
public-key	M	string	Public Key. This is mandatory. This string is encrypted via AES, 128-bits encryption using CBC mode.

### Example RPC

```
<nc:rpc message-id="urn:uuid:95686204-b6fe-4449-a9cb-15932ad7d8d3"
xmlns:nc="urn:ietf:params:xml:ns:netconf:base:1.0">
  <nc:edit-config>
    <nc:target>
      <nc:running/>
    </nc:target>
    <config>
      <ssh-key xmlns="http://www.cisco.com/usp/nfv/usp-secure-token">
        <ssh-key-id>esc_login</ssh-key-id>
        <public-key>ssh-rsa AAAAB3NzaC1yc2EAAAADAQABAAQDnMi+HxG-
SKDbBL14sWAJR0v5WPaJcJt7KGAdSG3Etc70PiYtKJfOLBlaoCNbIeCT4/KxhfLFujQAIH0W01letX3xsvZGFNYrwlFqXCK-
wvN0fx4/4Lm3TlJiAPcVFFsQyt5/s583SMY0nieZ0NkZoFgQ/nXPGrxfaqUGDr1GwnQ8wsZdFf/xgZbykBGd9eEpuwOLlSNxfEg-
DiTvGxWcQJ06zMN58aQh5TGKie5mtjdd+8z58dzOD4eMKSM3IHZt1H75fhny0VvDIP8aTOP-
jrGJz4eXrGQ8uNDmPJpMrBm3OoXUM5EEPXE34ZBDBrS02tqkluBK4fPNLOP6G8w0cHOT root@akshay-uas16</public-key>
      </ssh-key>
    </config>
  </nc:edit-config>
</nc:rpc>
```

### Example Output

```
<rpc-reply xmlns:nc="urn:ietf:params:xml:ns:netconf:base:1.0" message-id="urn:uuid:95686204-b6fe-
4449-a9cb-15932ad7d8d3" xmlns="urn:ietf:params:xml:ns:netconf:base:1.0">
  <ok/>
</rpc-reply>
```

### Configuring Secure SCM

**Operation:** edit-config

**Namespace:** scm xmlns="http://www.cisco.com/usp/nfv/usp-secure-token"

**Parameters:**

Parameter Name	Required	Type	Description
scm-id	M	string	A unique ID assigned to this secure token.
admin	M	reference	Login credentials for SCM Admin role. Reference to secure-token-credential descriptor to enable "admin" role on API engine.
oper	M	reference	Login Credentials for SCM Operator role. Reference to secure-token-credential descriptor to enable "oper" role on API engine.
security	M	reference	Login Credentials for SCM Security role. Reference to secure-token-credential descriptor to enable "security" role on API engine.
encryption-key	M	string	Encryption key for API engine to support secure tokens.

### Example RPC

```
<nc:rpc message-id="urn:uuid:43e3f76b-6f5d-4bb1-8d26-f13176f7fb5d"
xmlns:nc="urn:ietf:params:xml:ns:netconf:base:1.0">
  <nc:edit-config>
```

```
<nc:target>
  <nc:running/>
</nc:target>
<config>
  <secure-token xmlns="http://www.cisco.com/usp/nfv/usp-secure-token">
    <secure-id>em-admin</secure-id>
    <user>admin</user>
    <password>Cisco@123=</password>
  </secure-token>
  <secure-token xmlns="http://www.cisco.com/usp/nfv/usp-secure-token">
    <secure-id>em-oper</secure-id>
    <user>oper</user>
    <password>Cisco$12345=</password>
  </secure-token>
  <secure-token xmlns="http://www.cisco.com/usp/nfv/usp-secure-token">
    <secure-id>em-security</secure-id>
    <user>security</user>
    <password>Cisco$123=</password>
  </secure-token>
  <scm xmlns="http://www.cisco.com/usp/nfv/usp-secure-token">
    <scm-id>scm</scm-id>
    <admin>em-admin</admin>
    <oper>em-oper</oper>
    <security>em-security</security>
  </scm>
</config>
</nc:edit-config>
</nc:rpc>
```

### Example Output

```
<rpc-reply xmlns:nc="urn:ietf:params:xml:ns:netconf:base:1.0" message-id="urn:uuid:43e3f76b-6f5d-4bb1-8d26-f13176f7fb5d" xmlns="urn:ietf:params:xml:ns:netconf:base:1.0">
  <ok/>
</rpc-reply>
```



# VIM Orchestrator Configuration

The UAS provides VIM-ORCHD configuration to deploy VIM orchestrator or undercloud. The UAS provides a generic set of APIs to deploy undercloud and overcloud deployment. It integrates with different plugins to manage specific types of deployment.

The VIM-ORCHD configuration comprises the following:

- Network Service Descriptor (NSD)
  - Secure token
  - VIM Orchestrator descriptor (vim-orchd)
    - NFVI node
    - NFVI Point-of-Presence descriptor (nfvi-popd)
    - Security server
    - Content Delivery Network(CDN) server
    - External Network
    - Provisioning Network

For information on configuring the secure tokens, see the [Secure Token Configuration](#).

## Operations

### Configuring VIM-ORCHD

**Operation:** edit-config

**Namespace:** vim-orchd xmlns="http://www.cisco.com/usp/nfv/usp-vim-orch"

**VIM-ORCHD Parameters:**

Parameter Name	Required	Type	Description
vim-orch-id	M	string (1-16)	Unique identifier for VIM Orchestrator descriptor.
hostname	M	string	Hostname for VIM Orchestrator node.
domain-name	M	string	Domain to be used for this VIM Orchestrator deployment.
dns	M	array of strings	List of DNS servers to be used for name resolution in orchestrator node.
login-credential	M	secure-token	Login credential to be configured in VIM Orchestrator for authentication.
image	M	Inet:uri	Red Hat image to be used for deploying VIM Orchestrator.

**NFVI PoPD Parameters:**

Parameter Name	Required	Type	Description
nfvi-pop-id	M	string	Unique identifier for NFVI Point-Of-Presence descriptor.
description	O	string	Detailed information about the use of this POPD.
deployment-flavor	M	choice-string	This specifies the number of VNFs that are supported on the NFVI-POP along with the type of hardware used. The number of VNFs that can be supported on an NFVI-POP depends on the availability of the compute nodes. <ul style="list-style-type: none"> <li>ucs-1-vnf: NFVI POP supporting 1 VNF deployment on UCS hardware</li> <li>ucs-2-vnf: NFVI POP supporting 2 VNF deployment on UCS hardware</li> <li>ucs-3-vnf: NFVI POP supporting 3 VNF deployment on UCS hardware</li> <li>ucs-4-vnf: NFVI POP supporting 4 VNF deployment on UCS hardware</li> </ul>
nfvi-node-id	M	string	Unique identifier for a hardware node within a POP.
physical-server-manager/ip-address	M	inet:ip-address	IP-address to access the IPMI interface for that hardware node.
physical-server-manager/login-credential	M	secure token	Login credentials to be used for IPMI interface authentication.

**NFVI Parameters:**

Parameter Name	Required	Type	Description
id	M	string	Associate the NFVI node identifier defined in NFVI-POPd that will be used to host VIM Orchestrator VM.
ip-address	M	inet:ip-address	IP address to access the host OS of the NFVI node (SSH).
login-credential	M	secure-token	Authentication information to access the host OS of the NFVI node (SSH).

**Satellite Server Parameters:**

Parameter Name	Required	Type	Description
ip-address	M	inet:ip-address	IP address of satellite server.
hostname	M	string	Hostname of satellite server.
domain-name	M	string	Domain name of satellite server.
organization	M	string	Organization name to be used for Red Hat subscription.
activation-key	M	string	Activation key associated with the organization provided for Red Hat subscription.
pool-id	M	string	Pool identifier associated with a view exposed from satellite server. Identifies all the RPM's that are allowed to be accessed.
release-version	O	string	RHEL release version to be locked.  This is an optional parameter and used to enable RHEL version locking to host their own local repository using Red Hat's Satellite server.  If release-version is not provided, then it assumes the default version which already exists.

**NOTE:** This configuration is applicable for organizations that like to host their own local repository using Red Hat's Satellite Server configuration.

**CDN Server Parameters:**

Parameter Name	Required	Type	Description
login-credential	M	secure-token	Login credentials to authenticate Red Hat CDN service for repository access.
proxy	M	string	Proxy server along with port number to access the external CDN service provided by Red Hat.
pool-id	M	string	Pool identifier associated with a view exposed from CDN server. Identifies all the RPMs that are allowed to be accessed.

**NOTE:** This configuration is applicable for organizations that like to use the Red Hat CDN Server to access the repositories for installation.

**External Network Parameters:**

Parameter Name	Required	Type	Description
ip-address	M	inet:ip-address	IP address to be assigned to the interface in VIM Orchestrator attached to the external network.
netmask	M	inet:ip-address	Netmask associated with the external network.
gateway-ip	O	inet:ip-address	Gateway IP address to be associated with the interface attached to the external network.

**Provisioning Network Parameters:**

Parameter Name	Required	Type	Description
ip-address	M	inet:ip-address	IP address to be assigned to the interface in VIM Orchestrator attached to the provisioning network.
netmask	M	inet:ip-address	Netmask associated with the provisioning network.
gateway-ip	O	inet:ip-address	Gateway IP address to be associated with the interface attached to the provisioning network.
public-vip	O	inet:ip-address	Virtual IP address for public endpoints of undercloud services.
admin-vip	O	inet:ip-address	Virtual IP address for admin endpoints of undercloud services.
dhcp-ip-range/start	O	inet:ip-address	Start of DHCP allocation range (inclusive) for PXE and DHCP of overcloud instances.
dhcp-ip-range/end	O	inet:ip-address	End of DHCP allocation range (inclusive) for PXE and DHCP of overcloud instances.
inspection-ip-range/start	O	inet:ip-address	Start of temporary IP addresses (inclusive) assigned to nodes while doing introspection.
inspection-ip-range/end	O	inet:ip-address	End of temporary IP addresses (inclusive) assigned to nodes while doing introspection.
network-cidr	O	inet:ip-address	Network CIDR for neutron-managed network for overcloud instances.
masquerade-network	O	inet:ip-address	Network that is masqueraded for external access.

**VCPU and Memory Parameters:**

Parameter Name	Required	Type	Description
vcpus	M	uint16	Number of virtual CPUs to be allocated for VIM Orchestrator VM.
ram	M	uint32	Amount of memory (in Megabytes) to be allocated for VIM Orchestrator VM.
root-disk	M	uint16	Amount of disk space (in Gigabytes) to be allocated for VIM Orchestrator VM for root disk.

**Example RPC**

```
<nc:rpc message-id="urn:uuid:f49e76f0-bebf-4597-8eed-7660ab9996f7"
xmlns:nc="urn:ietf:params:xml:ns:netconf:base:1.0">
  <nc:edit-config>
    <nc:target>
      <nc:running/>
    </nc:target>
  <nc:config>
    <nsd xmlns="http://www.cisco.com/usp/nfv/usp-nsds">
      <nsd-id>sjc</nsd-id>
      <vim-orch>sjc-vim-orch</vim-orch>
    </nsd>
    <secure-token xmlns="http://www.cisco.com/usp/nfv/usp-secure-token">
      <secure-id>cimc</secure-id>
      <user>admin</user>
    </secure-token>
  </nc:config>
</nc:edit-config>
</nc:rpc>
```



```

    <password>Cisco@123</password>
  </secure-token>
  <secure-token xmlns="http://www.cisco.com/usp/nfv/usp-secure-token">
    <secure-id>stack</secure-id>
    <user>stack</user>
    <password>Cisco@123</password>
  </secure-token>
  <secure-token xmlns="http://www.cisco.com/usp/nfv/usp-secure-token">
    <secure-id>ssh-baremetal</secure-id>
    <user>nfvi</user>
    <password>Cisco@123</password>
  </secure-token>
  <nfvi-popd xmlns="http://www.cisco.com/usp/nfv/usp-vim-orch">
    <nfvi-pop-id>seattle</nfvi-pop-id>
    <deployment-flavor>ucs-1-vnf</deployment-flavor>
    <nfvi-node>
      <nfvi-node-id>node_0</nfvi-node-id>
      <physical-server-manager>
        <ip-address>192.100.4.1</ip-address>
        <login-credential>cimc</login-credential>
      </physical-server-manager>
    </nfvi-node>
  </nfvi-popd>
  <vim-orchd xmlns="http://www.cisco.com/usp/nfv/usp-vim-orch">
    <vim-orch-id>sjc-vim-orch</vim-orch-id>
    <hostname>undercloud</hostname>
    <domain-name>cisco.com</domain-name>
    <dns>171.70.168.183</dns>
    <login-credential>stack</login-credential>
    <satellite-server>
      <ip-address>10.23.252.119</ip-address>
      <hostname>rh-satellite</hostname>
      <domain-name>cisco.com</domain-name>
      <organization>ultram</organization>
      <activation-key>openstack 10</activation-key>
      <pool-id>8a977cf75c0ca9df015d2ce1cb4d06ab</pool-id>
      <release-version>7.5</release-version>
    </satellite-server>
    <external-network>
      <ip-address>172.28.185.157</ip-address>
      <netmask>255.255.255.0</netmask>
    </external-network>
    <provisioning-network>
      <ip-address>192.200.0.1</ip-address>
      <netmask>255.0.0.0</netmask>
      <public-vip>192.200.0.2</public-vip>
      <admin-vip>192.200.0.3</admin-vip>
      <dhcp-ip-range>
        <start>192.200.0.101</start>
        <end>192.200.0.150</end>
      </dhcp-ip-range>
      <inspection-ip-range>
        <start>192.200.0.201</start>
        <end>192.200.0.250</end>
      </inspection-ip-range>
    </provisioning-network>
    <network-cidr>192.0.0.0/8</network-cidr>
    <masquerade-network>192.0.0.0/8</masquerade-network>
    <flavor>
      <vcpus>4</vcpus>
      <ram>16384</ram>
      <root-disk>100</root-disk>
      <ephemeral-disk>0</ephemeral-disk>
      <swap-disk>0</swap-disk>
    </flavor>
    <nfvi-node>
      <id>node_0</id>
      <ip-address>172.28.185.124</ip-address>
      <login-credential>ssh-baremetal</login-credential>
    </nfvi-node>

```

```
    <image>redhat</image>
  </vim-orchd>
</config>
</nc:edit-config>
</nc:rpc>
```

### Example Output

```
<rpc-reply xmlns:nc="urn:ietf:params:xml:ns:netconf:base:1.0" message-id="urn:uuid:f49e76f0-bebf-4597-8eed-7660ab9996f7" xmlns="urn:ietf:params:xml:ns:netconf:base:1.0">
  <ok/>
</rpc-reply>
```



# VIM Orchestrator Deployment

This section lists the parameters that can be configured to activate and deactivate the deployment of VIM orchestrator, and get the VIM-ORCH deployment event notifications.

## Operations

### Deploying VIM Orchestrator

**Operation:** nsd:activate

**Namespace:** xmlns:nsd="http://www.cisco.com/usp/nfv/usp-nsds"

**Parameters:**

Parameter Name	Required	Type	Description
nsd	O	array of references	List of references to nested NSDs.
vim-orch	O	reference	Reference to VIM ORCH descriptor.

### Example RPC

```
<nc:rpc message-id="urn:uuid:a436e985-14ef-4842-8b08-f3dc283b4c18"
xmlns:nc="urn:ietf:params:xml:ns:netconf:base:1.0">
  <nsd:activate xmlns:nsd="http://www.cisco.com/usp/nfv/usp-nsds">
    <nsd:nsd>sjc</nsd:nsd>
    <nsd:vim-orch>sjc-vim-orch</nsd:vim-orch>
  </nsd:activate>
</nc:rpc>
```

### Example Output

```
<rpc-reply xmlns:nc="urn:ietf:params:xml:ns:netconf:base:1.0" message-id="urn:uuid:a436e985-14ef-
4842-8b08-f3dc283b4c18" xmlns="urn:ietf:params:xml:ns:netconf:base:1.0">
  <transaction-id xmlns="http://www.cisco.com/usp/nfv/usp-nsds">1510937422-175985</transaction-id>
</rpc-reply>
```

### Obtaining VIM-ORCH Deployment Event Notifications

**Operation:** get

**Namespace:** vim-orchestrator-deployment-event xmlns="http://www.cisco.com/usp/nfv/usp-uas-common-oper"

**Parameters:**

Parameter Name	Required	Type	Description
instance-id	M	string	A unique ID assigned to this descriptor instance. The same ID is used to create operational record for this instance. Hence, you can pull operational record for this instance at a given time.
descriptor-id	M	string	Configuration descriptor ID. This is the descriptor ID, UAS is acting on and this is being provided as part of the request. This descriptor ID has the associated configuration.
transaction-id	M	string	Unique transaction ID assigned to this instantiation job. You can use this transaction ID to pull details about this request.
operation-type	M	choice string	Type of operation (same as the type of transaction)
status	M	choice string	Current deployment status (start, in-progress, error, or success).
steps-total	O	uint16	Total number of steps required to be performed.
steps-completed	O	uint16	Total number of steps completed.
version	O	string	Deployment version.

For more information on these notifications, see the UAS Notification Events.

### Example Notifications

```
--NOTIFICATIONS--
<notification xmlns="urn:ietf:params:xml:ns:netconf:notification:1.0">
  <eventTime>2017-11-18T18:25:39.780562+00:00</eventTime>
  <ns-deployment-event xmlns="http://www.cisco.com/usp/nfv/usp-uas-common-oper">
    <instance-id>sjc-instance</instance-id>
    <descriptor-id>sjc</descriptor-id>
    <transaction-id>1511029539-662920</transaction-id>
    <operation-type>activate-ns-deployment</operation-type>
    <status>requested</status>
  </ns-deployment-event>
</notification>
<notification xmlns="urn:ietf:params:xml:ns:netconf:notification:1.0">
  <eventTime>2017-11-18T18:25:39.940343+00:00</eventTime>
  <vim-orchestrator-deployment-event xmlns="http://www.cisco.com/usp/nfv/usp-uas-common-oper">
    <instance-id>sjc-sjc-vim-orch</instance-id>
    <descriptor-id>sjc-vim-orch</descriptor-id>
    <transaction-id>1511029539-662920/1511029539-858786</transaction-id>
    <operation-type>activate-vim-orch-deployment</operation-type>
    <status>requested</status>
  </vim-orchestrator-deployment-event>
</notification>
<notification xmlns="urn:ietf:params:xml:ns:netconf:notification:1.0">
  <eventTime>2017-11-18T18:25:40.033405+00:00</eventTime>
  <ns-deployment-event xmlns="http://www.cisco.com/usp/nfv/usp-uas-common-oper">
    <instance-id>sjc-instance</instance-id>
    <descriptor-id>sjc</descriptor-id>
    <transaction-id>1511029539-662920</transaction-id>
    <operation-type>activate-ns-deployment</operation-type>
    <status>in-progress</status>
  </ns-deployment-event>
</notification>
<notification xmlns="urn:ietf:params:xml:ns:netconf:notification:1.0">
  <eventTime>2017-11-18T18:25:40.229241+00:00</eventTime>
  <vim-orchestrator-deployment-event xmlns="http://www.cisco.com/usp/nfv/usp-uas-common-oper">
    <instance-id>sjc-sjc-vim-orch</instance-id>
```

```

    <descriptor-id>sjc-vim-orch</descriptor-id>
    <transaction-id>1511029539-662920/1511029539-858786</transaction-id>
    <operation-type>activate-vim-orch-deployment</operation-type>
    <status>in-progress</status>
  </vim-orchestrator-deployment-event>
</notification>
<notification xmlns="urn:ietf:params:xml:ns:netconf:notification:1.0">
  <eventTime>2017-11-18T18:25:40.399002+00:00</eventTime>
  <vim-orchestrator-deployment-event xmlns="http://www.cisco.com/usp/nfv/usp-uas-common-oper">
    <instance-id>sjc-sjc-vim-orch</instance-id>
    <descriptor-id>sjc-vim-orch</descriptor-id>
    <transaction-id>1511029539-662920/1511029539-858786</transaction-id>
    <operation-type>activate-vim-orch-deployment</operation-type>
    <status>in-progress</status>
    <steps-total>84</steps-total>
    <steps-completed>1</steps-completed>
  </vim-orchestrator-deployment-event>
</notification>
<notification xmlns="urn:ietf:params:xml:ns:netconf:notification:1.0">
  <eventTime>2017-11-18T18:25:40.659163+00:00</eventTime>
  <vim-orchestrator-deployment-event xmlns="http://www.cisco.com/usp/nfv/usp-uas-common-oper">
    <instance-id>sjc-sjc-vim-orch</instance-id>
    <descriptor-id>sjc-vim-orch</descriptor-id>
    <transaction-id>1511029539-662920/1511029539-858786</transaction-id>
    <operation-type>activate-vim-orch-deployment</operation-type>
    <status>in-progress</status>
    <steps-total>84</steps-total>
    <steps-completed>2</steps-completed>
  </vim-orchestrator-deployment-event>
</notification>
<notification xmlns="urn:ietf:params:xml:ns:netconf:notification:1.0">
  <eventTime>2017-11-18T18:27:12.413675+00:00</eventTime>
  <vim-orchestrator-deployment-event xmlns="http://www.cisco.com/usp/nfv/usp-uas-common-oper">
    <instance-id>sjc-sjc-vim-orch</instance-id>
    <descriptor-id>sjc-vim-orch</descriptor-id>
    <transaction-id>1511029539-662920/1511029539-858786</transaction-id>
    <operation-type>activate-vim-orch-deployment</operation-type>
    <status>in-progress</status>
    <steps-total>84</steps-total>
    <steps-completed>3</steps-completed>
  </vim-orchestrator-deployment-event>
</notification>
--NOTIFICATION--

--NOTIFICATION--
<notification xmlns="urn:ietf:params:xml:ns:netconf:notification:1.0">
  <eventTime>2017-11-18T20:28:05.566872+00:00</eventTime>
  <vim-orchestrator-deployment-event xmlns="http://www.cisco.com/usp/nfv/usp-uas-common-oper">
    <instance-id>sjc-sjc-vim-orch</instance-id>
    <descriptor-id>sjc-vim-orch</descriptor-id>
    <transaction-id>1511034315-443685/1511034315-592919</transaction-id>
    <operation-type>activate-vim-orch-deployment</operation-type>
    <status>in-progress</status>
    <steps-total>84</steps-total>
    <steps-completed>83</steps-completed>
  </vim-orchestrator-deployment-event>
</notification>
<notification xmlns="urn:ietf:params:xml:ns:netconf:notification:1.0">
  <eventTime>2017-11-18T20:28:06.287822+00:00</eventTime>
  <vim-orchestrator-deployment-event xmlns="http://www.cisco.com/usp/nfv/usp-uas-common-oper">
    <instance-id>sjc-sjc-vim-orch</instance-id>
    <descriptor-id>sjc-vim-orch</descriptor-id>
    <transaction-id>1511034315-443685/1511034315-592919</transaction-id>
    <operation-type>activate-vim-orch-deployment</operation-type>
    <status>in-progress</status>
    <steps-total>84</steps-total>
    <steps-completed>84</steps-completed>
  </vim-orchestrator-deployment-event>
</notification>
<notification xmlns="urn:ietf:params:xml:ns:netconf:notification:1.0">

```

```

<eventTime>2017-11-18T20:28:06.660426+00:00</eventTime>
<vim-orchestrator-deployment-event xmlns="http://www.cisco.com/usp/nfv/usp-uas-common-oper">
  <instance-id>sjc-sjc-vim-orch</instance-id>
  <descriptor-id>sjc-vim-orch</descriptor-id>
  <transaction-id>1511034315-443685/1511034315-592919</transaction-id>
  <operation-type>activate-vim-orch-deployment</operation-type>
  <status>success</status>
</vim-orchestrator-deployment-event>
</notification>
<notification xmlns="urn:ietf:params:xml:ns:netconf:notification:1.0">
  <eventTime>2017-11-18T20:28:06.811198+00:00</eventTime>
  <ns-deployment-event xmlns="http://www.cisco.com/usp/nfv/usp-uas-common-oper">
    <instance-id>sjc-instance</instance-id>
    <descriptor-id>sjc</descriptor-id>
    <transaction-id>1511034315-443685</transaction-id>
    <operation-type>activate-ns-deployment</operation-type>
    <status>success</status>
  </ns-deployment-event>
</notification>
--NOTIFICATION--

```

### Obtaining VIM-ORCH Instance Information

**Operation:** get

**Namespace:** vim-orch xmlns="http://www.cisco.com/usp/nfv/usp-nfvi-oper"/

**Parameters:**

Parameter Name	Required	Type	Description
status	M	choice string	Current deployment status (start, in-progress, error, or success).
steps-total	O	uint16	Total number of steps required to be performed.
steps-completed	O	uint16	Total number of steps completed.
version	O	string	Deployment version.

### Example RPC

```

<nc:rpc message-id="urn:uuid:e4840216-12e4-44ed-b888-3321a8a7a711"
xmlns:nc="urn:ietf:params:xml:ns:netconf:base:1.0">
  <nc:get>
    <nc:filter type="subtree" xmlns="urn:ietf:params:xml:ns:netconf:base:1.0">
      <vim-orch xmlns="http://www.cisco.com/usp/nfv/usp-nfvi-oper"/>
    </nc:filter>
  </nc:get>
</nc:rpc>

```

### Example Output

```

<rpc-reply xmlns:nc="urn:ietf:params:xml:ns:netconf:base:1.0" message-id="urn:uuid:e4840216-12e4-44ed-b888-3321a8a7a711">
  <data>
    <vim-orch xmlns="http://www.cisco.com/usp/nfv/usp-nfvi-oper">
      <status>success</status>
      <steps-total>84</steps-total>
      <steps-completed>84</steps-completed>
      <version>Red Hat OpenStack Platform release 10.0 (Newton)</version>
    </vim-orch>
  </data>
</rpc-reply>

```

## Deactivating VIM Orchestrator

**Operation:** nsd: deactivate

**Namespace:** nsd:deactivate xmlns:nsd="http://www.cisco.com/usp/nfv/usp-nsds"

**Parameters:**

Parameter Name	Required	Type	Description
nsd	O	array of refer-ences	List of references to nested NSDs.
vim-orch	O	reference	Reference to VIM ORCH descriptor.

### Example RPC

```
<nc:rpc message-id="urn:uuid:ec1d6011-7ee8-4e6d-ad7b-f562d574c94a"
xmlns:nc="urn:ietf:params:xml:ns:netconf:base:1.0">
  <nsd:deactivate xmlns:nsd="http://www.cisco.com/usp/nfv/usp-nsds">
    <nsd:nsd>sjc</nsd:nsd>
    <nsd:vim-orch>sjc-vim-orch</nsd:vim-orch>
  </nsd:deactivate>
</nc:rpc>
```

### Example Output

```
<rpc-reply xmlns:nc="urn:ietf:params:xml:ns:netconf:base:1.0" message-id="urn:uuid:ec1d6011-7ee8-4e6d-ad7b-f562d574c94a" xmlns="urn:ietf:params:xml:ns:netconf:base:1.0">
  <transaction-id xmlns="http://www.cisco.com/usp/nfv/usp-nsds">1510937718-671857</transaction-id>
</rpc-reply>
```

## Obtaining Notifications Sent During Deactivation of VIM-ORCH Deployment

**Operation:** get

**Namespace:** vim-orchestrator-deployment-event xmlns="http://www.cisco.com/usp/nfv/usp-uas-common-oper"

**Parameters:**

Parameter Name	Required	Type	Description
instance-id	M	string	A unique ID assigned to this descriptor instance. The same ID is used to create operational record for this instance. Hence, you can pull operational record for this instance at a given time.
descriptor-id	M	string	Configuration descriptor ID. This is the descriptor ID, UAS is acting on and this is being provided as part of the request. This descriptor ID has the associated configuration.
transaction-id	M	string	Unique transaction ID assigned to this instantiation job. You can use this transaction ID to pull details about this request.
operation-type	M	choice string	Type of operation (same as type of transaction)
status	M	choice string	Current deployment status (start, in-progress, error, or success).
steps-total	O	uint16	Total number of steps required to be performed.

Parameter Name	Required	Type	Description
steps-completed	O	uint16	Total number of steps completed.
version	O	string	Deployment version.

For more information on these notifications, see the UAS Notification Events.

### Example Notifications

```
--NOTIFICATION-
<notification xmlns="urn:ietf:params:xml:ns:netconf:notification:1.0">
  <eventTime>2017-11-17T16:55:18.841218+00:00</eventTime>
  <ns-deployment-event xmlns="http://www.cisco.com/usp/nfv/usp-uas-common-oper">
    <instance-id>sjc-instance</instance-id>
    <descriptor-id>sjc</descriptor-id>
    <transaction-id>1510937718-671857</transaction-id>
    <operation-type>deactivate-ns-deployment</operation-type>
    <status>requested</status>
  </ns-deployment-event>
</notification>
<notification xmlns="urn:ietf:params:xml:ns:netconf:notification:1.0">
  <eventTime>2017-11-17T16:55:18.984458+00:00</eventTime>
  <vim-orchestrator-deployment-event xmlns="http://www.cisco.com/usp/nfv/usp-uas-common-oper">
    <instance-id>sjc-sjc-vim-orch</instance-id>
    <descriptor-id>sjc-vim-orch</descriptor-id>
    <transaction-id>1510937718-671857/1510937718-893572</transaction-id>
    <operation-type>deactivate-vim-orch-deployment</operation-type>
    <status>requested</status>
  </vim-orchestrator-deployment-event>
</notification>
<notification xmlns="urn:ietf:params:xml:ns:netconf:notification:1.0">
  <eventTime>2017-11-17T16:55:19.111137+00:00</eventTime>
  <ns-deployment-event xmlns="http://www.cisco.com/usp/nfv/usp-uas-common-oper">
    <instance-id>sjc-instance</instance-id>
    <descriptor-id>sjc</descriptor-id>
    <transaction-id>1510937718-671857</transaction-id>
    <operation-type>deactivate-ns-deployment</operation-type>
    <status>in-progress</status>
  </ns-deployment-event>
</notification>
<notification xmlns="urn:ietf:params:xml:ns:netconf:notification:1.0">
  <eventTime>2017-11-17T16:55:19.380541+00:00</eventTime>
  <vim-orchestrator-deployment-event xmlns="http://www.cisco.com/usp/nfv/usp-uas-common-oper">
    <instance-id>sjc-sjc-vim-orch</instance-id>
    <descriptor-id>sjc-vim-orch</descriptor-id>
    <transaction-id>1510937718-671857/1510937718-893572</transaction-id>
    <operation-type>deactivate-vim-orch-deployment</operation-type>
    <status>in-progress</status>
  </vim-orchestrator-deployment-event>
</notification>
<notification xmlns="urn:ietf:params:xml:ns:netconf:notification:1.0">
  <eventTime>2017-11-17T16:55:19.532871+00:00</eventTime>
  <vim-orchestrator-deployment-event xmlns="http://www.cisco.com/usp/nfv/usp-uas-common-oper">
    <instance-id>sjc-sjc-vim-orch</instance-id>
    <descriptor-id>sjc-vim-orch</descriptor-id>
    <transaction-id>1510937718-671857/1510937718-893572</transaction-id>
    <operation-type>deactivate-vim-orch-deployment</operation-type>
    <status>in-progress</status>
    <steps-total>4</steps-total>
    <steps-completed>1</steps-completed>
  </vim-orchestrator-deployment-event>
</notification>
<notification xmlns="urn:ietf:params:xml:ns:netconf:notification:1.0">
  <eventTime>2017-11-17T16:55:20.193076+00:00</eventTime>
  <vim-orchestrator-deployment-event xmlns="http://www.cisco.com/usp/nfv/usp-uas-common-oper">
```



```

    <instance-id>sjc-sjc-vim-orch</instance-id>
    <descriptor-id>sjc-vim-orch</descriptor-id>
    <transaction-id>1510937718-671857/1510937718-893572</transaction-id>
    <operation-type>deactivate-vim-orch-deployment</operation-type>
    <status>in-progress</status>
    <steps-total>4</steps-total>
    <steps-completed>2</steps-completed>
  </vim-orchestrator-deployment-event>
</notification>
<notification xmlns="urn:ietf:params:xml:ns:netconf:notification:1.0">
  <eventTime>2017-11-17T16:55:20.294483+00:00</eventTime>
  <vim-orchestrator-deployment-event xmlns="http://www.cisco.com/usp/nfv/usp-uas-common-oper">
    <instance-id>sjc-sjc-vim-orch</instance-id>
    <descriptor-id>sjc-vim-orch</descriptor-id>
    <transaction-id>1510937718-671857/1510937718-893572</transaction-id>
    <operation-type>deactivate-vim-orch-deployment</operation-type>
    <status>in-progress</status>
    <steps-total>4</steps-total>
    <steps-completed>3</steps-completed>
  </vim-orchestrator-deployment-event>
</notification>
<notification xmlns="urn:ietf:params:xml:ns:netconf:notification:1.0">
  <eventTime>2017-11-17T16:55:21.087828+00:00</eventTime>
  <vim-orchestrator-deployment-event xmlns="http://www.cisco.com/usp/nfv/usp-uas-common-oper">
    <instance-id>sjc-sjc-vim-orch</instance-id>
    <descriptor-id>sjc-vim-orch</descriptor-id>
    <transaction-id>1510937718-671857/1510937718-893572</transaction-id>
    <operation-type>deactivate-vim-orch-deployment</operation-type>
    <status>in-progress</status>
    <steps-total>4</steps-total>
    <steps-completed>4</steps-completed>
  </vim-orchestrator-deployment-event>
</notification>
<notification xmlns="urn:ietf:params:xml:ns:netconf:notification:1.0">
  <eventTime>2017-11-17T16:55:21.424235+00:00</eventTime>
  <vim-orchestrator-deployment-event xmlns="http://www.cisco.com/usp/nfv/usp-uas-common-oper">
    <instance-id>sjc-sjc-vim-orch</instance-id>
    <descriptor-id>sjc-vim-orch</descriptor-id>
    <transaction-id>1510937718-671857/1510937718-893572</transaction-id>
    <operation-type>deactivate-vim-orch-deployment</operation-type>
    <status>success</status>
  </vim-orchestrator-deployment-event>
</notification>
<notification xmlns="urn:ietf:params:xml:ns:netconf:notification:1.0">
  <eventTime>2017-11-17T16:55:21.634386+00:00</eventTime>
  <ns-deployment-event xmlns="http://www.cisco.com/usp/nfv/usp-uas-common-oper">
    <instance-id>sjc-instance</instance-id>
    <descriptor-id>sjc</descriptor-id>
    <transaction-id>1510937718-671857</transaction-id>
    <operation-type>deactivate-ns-deployment</operation-type>
    <status>success</status>
  </ns-deployment-event>
</notification>
--NOTIFICATION--

```



# VIM Configuration

The UAS provides VIM Descriptor (VIMD) configuration to deploy VIM such as OpenStack. The UAS provides a generic set of APIs for VIM deployment. It uses different plugins for different types of VIM deployments.

The VIMD configuration comprises the following:

- Network Security Descriptor (NSD)
  - VIM descriptor (vimd)
    - NFVI node
    - NFVI Point-of-Presence descriptor (nfvi-popd)
    - VLAN pool
    - Allocation pool
    - Provisioning Network

Networking configuration parameters can be configured for various networks that are used for deployment and maintenance of the VIM operational state.

VLAN configuration specifies the VLAN range that is used to create neutron networks of type VLAN. The corresponding VLAN is configured on the Switch and Spine for enabling trunked traffic from VMs.

Allocation pool configuration specifies the IP address range that is used by VIM-ORCH while orchestrating the VIM deployment. These IP addresses are allocated to NFVI nodes for various network types as part of VIM installation.

## Operations

### Configuring VIMD

**Operation:** edit-config

**Namespace:** vimd xmlns="http://www.cisco.com/usp/nfv/usp-vim"

**VIMD Parameters:**

Parameter Name	Required	Type	Description
vim-orch-id	M	string	Name of VIM-ORCH (OSPD) deployment that is used to deploy the VIM.
nfvi-pop-id	M	string	Name of the NFVI Point-of-Presence that is used to deploy the VIM. <b>NOTE:</b> This is the same nfvi-pop-id descriptor provided as part of VIM-ORCH descriptor associated with this VIM deployment.

Parameter Name	Required	Type	Description
role	M	choice-string	<p>Each identified nfvi-node is associated with a role that is installed and instantiated as part of the VIM deployment.</p> <p>Possible roles are as follows:</p> <ul style="list-style-type: none"> <li>vim-orch: NFVI node that is used for hosting VIM-ORCHVM</li> <li>vim-compute: NFVI node that is used for hosting compute services.</li> <li>vim-controller: NFVI node that is used for hosting controller services.</li> <li>vim-osd-compute: NFVI node that is used for hosting both compute as well as storage services.</li> <li>vim-ceph-storage: NFVI node that is used for hosting ceph storage service only.</li> </ul> <p><b>NOTE:</b> For a successful VIM deployment, a minimum of 3 nodes for vim-controller, 3 nodes for vim-osd-compute and 1 node for vim-compute are required.</p>
nfvi-nodes	M	string	Name of NFVI node that needs to be associated/used for the VIM deployment.

**Networking Parameters:**

Parameter Name	Required	Type	Description
dns	O	inet:ip-address	Domain name server IP address used for name resolution.
ntp	M	inet:ip-address	Network Time Protocol server that is used for time synchronization across all NFVI nodes that are used in VIM deployment.
network-types	M	choice string	<p>The following network types are used by VIM depending on the type of traffic and node responsibility:</p> <ul style="list-style-type: none"> <li>internal-api: Internal API used for private OpenStack Traffic</li> <li>tenant: Tenant Network Traffic used for VXLAN over VLAN</li> <li>storage: Public Storage Access. For example, Nova/Glance &lt;--&gt; Ceph</li> <li>storage-mgmt: Private Storage Access – Ceph background cluster/replication</li> <li>external: External Networking Access - Public API Access</li> </ul>
ip-prefix	M	inet:ip-address	CIDR used for the selected network.
vlan-id	M	uint16	<p>Segmentation ID used for the selected network.</p> <p><b>NOTE:</b> If vlan-tag is set to true, then this attribute is required.</p>

**IP Allocation Pool Parameters:**

Parameter Name	Required	Type	Description
start	M	uint16	Start IP address of the range to be used for allocation (inclusive).
end	M	uint16	End IP address of the range to be used for allocation (inclusive).

**VLAN Pool Parameters:**

Parameter Name	Required	Type	Description
start	M	uint16	Start VLAN-ID of the range to be used for allocation (inclusive).
end	M	uint16	End VLAN-ID of the range to be used for allocation (inclusive).

**Example RPC**

```
<nc:rpc message-id="urn:uuid:af7c95b7-2e02-4dca-ad39-55572b898951"
xmlns:nc="urn:ietf:params:xml:ns:netconf:base:1.0">
  <nc:edit-config>
    <nc:target>
      <nc:running/>
    </nc:target>
    <config>
      <nsd xmlns="http://www.cisco.com/usp/nfv/usp-nsds">
        <nsd-id>sjc</nsd-id>
        <vim>overc</vim>
      </nsd>
      <vimd xmlns="http://www.cisco.com/usp/nfv/usp-vim">
        <vim-id>overc</vim-id>
        <vim-orch-id>underc</vim-orch-id>
        <nfvi-pop-id>sjc-pop</nfvi-pop-id>
        <nfvi-nodes>
          <id>node_1</id>
          <role>vim-compute</role>
        </nfvi-nodes>
        <nfvi-nodes>
          <id>node_2</id>
          <role>vim-controller</role>
        </nfvi-nodes>
        <nfvi-nodes>
          <id>node_3</id>
          <role>vim-controller</role>
        </nfvi-nodes>
        <nfvi-nodes>
          <id>node_4</id>
          <role>vim-osd-compute</role>
        </nfvi-nodes>
        <nfvi-nodes>
          <id>node_5</id>
          <role>vim-osd-compute</role>
        </nfvi-nodes>
        <nfvi-nodes>
          <id>node_6</id>
          <role>vim-osd-compute</role>
        </nfvi-nodes>
        <networking>
          <dns>171.70.168.183</dns>
          <ntp>172.24.167.109</ntp>
          <network-types>
            <type>internal-api</type>
            <ip-prefix>11.120.0.0/24</ip-prefix>
            <vlan-id>20</vlan-id>
          </network-types>
        </networking>
      </vimd>
    </config>
  </nc:edit-config>
</nc:rpc>
```

```

    <allocation-pool>
      <start>11.120.0.10</start>
      <end>11.120.0.200</end>
    </allocation-pool>
  </network-types>
</network-types>
  <type>tenant</type>
  <ip-prefix>11.117.0.0/24</ip-prefix>
  <vlan-id>17</vlan-id>
  <allocation-pool>
    <start>11.117.0.10</start>
    <end>11.117.0.200</end>
  </allocation-pool>
</network-types>
</network-types>
  <type>storage</type>
  <ip-prefix>11.118.0.0/24</ip-prefix>
  <vlan-id>18</vlan-id>
  <allocation-pool>
    <start>11.118.0.10</start>
    <end>11.118.0.200</end>
  </allocation-pool>
</network-types>
</network-types>
  <type>storage-mgmt</type>
  <ip-prefix>11.119.0.0/24</ip-prefix>
  <vlan-id>19</vlan-id>
  <allocation-pool>
    <start>11.119.0.10</start>
    <end>11.119.0.200</end>
  </allocation-pool>
</network-types>
</network-types>
  <type>external</type>
  <ip-prefix>172.21.203.0/24</ip-prefix>
  <vlan-id>101</vlan-id>
  <allocation-pool>
    <start>172.21.203.120</start>
    <end>172.21.203.150</end>
  </allocation-pool>
  <default-route>172.21.203.1</default-route>
</network-types>
<vlan-pool>
  <start>1001</start>
  <end>1150</end>
</vlan-pool>
</networking>
</vimd>
<nfvi-popd xmlns="http://www.cisco.com/usp/nfv/usp-vim-orch">
  <nfvi-pop-id>sjc-pop</nfvi-pop-id>
  <deployment-flavor>ucs-1-vnf</deployment-flavor>
  <nfvi-node>
    <nfvi-node-id>node_1</nfvi-node-id>
    <physical-server-manager>
      <ip-address>192.100.1.2</ip-address>
      <login-credential>cimc</login-credential>
    </physical-server-manager>
  </nfvi-node>
  <nfvi-node>
    <nfvi-node-id>node_2</nfvi-node-id>
    <physical-server-manager>
      <ip-address>192.100.1.3</ip-address>
      <login-credential>cimc</login-credential>
    </physical-server-manager>
  </nfvi-node>
  <nfvi-node>
    <nfvi-node-id>node_3</nfvi-node-id>
    <physical-server-manager>
      <ip-address>192.100.1.4</ip-address>
      <login-credential>cimc</login-credential>

```

```
    </physical-server-manager>
  </nfvi-node>
  <nfvi-node>
    <nfvi-node-id>node_4</nfvi-node-id>
    <physical-server-manager>
      <ip-address>192.100.1.5</ip-address>
      <login-credential>cimc</login-credential>
    </physical-server-manager>
  </nfvi-node>
  <nfvi-node>
    <nfvi-node-id>node_5</nfvi-node-id>
    <physical-server-manager>
      <ip-address>192.100.1.6</ip-address>
      <login-credential>cimc</login-credential>
    </physical-server-manager>
  </nfvi-node>
  <nfvi-node>
    <nfvi-node-id>node_6</nfvi-node-id>
    <physical-server-manager>
      <ip-address>192.100.1.7</ip-address>
      <login-credential>cimc</login-credential>
    </physical-server-manager>
  </nfvi-node>
</nfvi-popd>
</config>
</nc:edit-config>
</nc:rpc>
```

## Example Output

```
<rpc-reply xmlns:nc="urn:ietf:params:xml:ns:netconf:base:1.0" message-id="urn:uuid:af7c95b7-2e02-4dca-ad39-55572b898951" xmlns="urn:ietf:params:xml:ns:netconf:base:1.0">
  <ok/>
</rpc-reply>
```



# VIM Deployment

This section lists the parameters that can be configured to activate and deactivate the deployment of VIM, and also to receive the VIM deployment event notifications.

## Operations

### Deploying VIM

**Operation:** nsd:activate

**Namespace:** xmlns:nsd="http://www.cisco.com/usp/nfv/usp-nsds"

**Parameters:**

Parameter Name	Required	Type	Description
nsd	O	array of references	List of references to nested NSDs.
vim-orch	O	reference	Reference to VIM ORCH descriptor.

### Example RPC

```
<nc:rpc message-id="urn:uuid:b1c07c6a-a423-4bde-87ab-325772b74057"
xmlns:nc="urn:ietf:params:xml:ns:netconf:base:1.0">
  <nsd:activate xmlns:nsd="http://www.cisco.com/usp/nfv/usp-nsds">
    <nsd:nsd>sjc</nsd:nsd>
    <nsd:vim>overc</nsd:vim>
  </nsd:activate>
</nc:rpc>
```

### Example Output

```
<rpc-reply xmlns:nc="urn:ietf:params:xml:ns:netconf:base:1.0" message-id="urn:uuid:b1c07c6a-a423-
4bde-87ab-325772b74057" xmlns="urn:ietf:params:xml:ns:netconf:base:1.0">
  <transaction-id xmlns="http://www.cisco.com/usp/nfv/usp-nsds">1512559306-003767</transaction-id>
</rpc-reply>
```

### Obtaining VIM Deployment Event Notifications

**Operation:** get

**Namespace:** vim-deployment-event xmlns="http://www.cisco.com/usp/nfv/usp-uas-common-oper"

**Parameters:**

Parameter Name	Required	Type	Description
instance-id	M	string	A unique ID assigned to this descriptor instance. The same ID is used to create operational record for this instance. Hence, you can pull operational record for this instance at a given time.
descriptor-id	M	string	Configuration descriptor ID. This is the descriptor ID, UAS is acting on and this is being provided as part of the request. This descriptor ID has the associated configuration.
transaction-id	M	string	Unique transaction ID assigned to this instantiation job. You can use this transaction ID to pull details about this request.
operation-type	M	choice string	Type of operation (same as type of transaction)
status	M	choice string	Current deployment status (start, in-progress, error, or success).
steps-total	O	uint16	Total number of steps required to be performed.
steps-completed	O	uint16	Total number of steps completed.
version	O	string	Deployment version.

For more information on these notifications, see the UAS Notification Events.

### Example Notifications

```
--NOTIFICATION--
<notification xmlns="urn:ietf:params:xml:ns:netconf:notification:1.0">
  <eventTime>2017-12-06T11:21:46.041655+00:00</eventTime>
  <ns-deployment-event xmlns="http://www.cisco.com/usp/nfv/usp-uas-common-oper">
    <instance-id>sjc-instance</instance-id>
    <descriptor-id>sjc</descriptor-id>
    <transaction-id>1512559306-003767</transaction-id>
    <operation-type>activate-ns-deployment</operation-type>
    <status>requested</status>
  </ns-deployment-event>
</notification>
<notification xmlns="urn:ietf:params:xml:ns:netconf:notification:1.0">
  <eventTime>2017-12-06T11:21:46.084914+00:00</eventTime>
  <vim-deployment-event xmlns="http://www.cisco.com/usp/nfv/usp-uas-common-oper">
    <instance-id>sjc:overc</instance-id>
    <descriptor-id>overc</descriptor-id>
    <transaction-id>1512559306-003767/1512559306-061122</transaction-id>
    <operation-type>activate-vim-deployment</operation-type>
    <status>requested</status>
  </vim-deployment-event>
</notification>
<notification xmlns="urn:ietf:params:xml:ns:netconf:notification:1.0">
  <eventTime>2017-12-06T11:21:46.149838+00:00</eventTime>
  <ns-deployment-event xmlns="http://www.cisco.com/usp/nfv/usp-uas-common-oper">
    <instance-id>sjc-instance</instance-id>
    <descriptor-id>sjc</descriptor-id>
    <transaction-id>1512559306-003767</transaction-id>
    <operation-type>activate-ns-deployment</operation-type>
    <status>in-progress</status>
  </ns-deployment-event>
</notification>
<notification xmlns="urn:ietf:params:xml:ns:netconf:notification:1.0">
```



```

<eventTime>2017-12-06T11:21:46.233761+00:00</eventTime>
<vim-deployment-event xmlns="http://www.cisco.com/usp/nfv/usp-uas-common-oper">
  <instance-id>sjc:overc</instance-id>
  <descriptor-id>overc</descriptor-id>
  <transaction-id>1512559306-003767/1512559306-061122</transaction-id>
  <operation-type>activate-vim-deployment</operation-type>
  <status>in-progress</status>
</vim-deployment-event>
</notification>
<notification xmlns="urn:ietf:params:xml:ns:netconf:notification:1.0">
  <eventTime>2017-12-06T11:21:46.685003+00:00</eventTime>
  <vim-deployment-event xmlns="http://www.cisco.com/usp/nfv/usp-uas-common-oper">
    <instance-id>sjc:overc</instance-id>
    <descriptor-id>overc</descriptor-id>
    <transaction-id>1512559306-003767/1512559306-061122</transaction-id>
    <operation-type>activate-vim-deployment</operation-type>
    <status>in-progress</status>
    <steps-total>16</steps-total>
    <steps-completed>1</steps-completed>
  </vim-deployment-event>
</notification>
<notification xmlns="urn:ietf:params:xml:ns:netconf:notification:1.0">
  <eventTime>2017-12-06T11:23:16.490033+00:00</eventTime>
  <vim-deployment-event xmlns="http://www.cisco.com/usp/nfv/usp-uas-common-oper">
    <instance-id>sjc:overc</instance-id>
    <descriptor-id>overc</descriptor-id>
    <transaction-id>1512559306-003767/1512559306-061122</transaction-id>
    <operation-type>activate-vim-deployment</operation-type>
    <status>in-progress</status>
    <steps-total>16</steps-total>
    <steps-completed>2</steps-completed>
  </vim-deployment-event>
</notification>
<notification xmlns="urn:ietf:params:xml:ns:netconf:notification:1.0">
  <eventTime>2017-12-06T11:23:16.571842+00:00</eventTime>
  <vim-deployment-event xmlns="http://www.cisco.com/usp/nfv/usp-uas-common-oper">
    <instance-id>sjc:overc</instance-id>
    <descriptor-id>overc</descriptor-id>
    <transaction-id>1512559306-003767/1512559306-061122</transaction-id>
    <operation-type>activate-vim-deployment</operation-type>
    <status>in-progress</status>
    <steps-total>16</steps-total>
    <steps-completed>3</steps-completed>
  </vim-deployment-event>
</notification>
--NOTIFICATION--

--NOTIFICATION--
<notification xmlns="urn:ietf:params:xml:ns:netconf:notification:1.0">
  <eventTime>2017-12-06T14:54:50.567356+00:00</eventTime>
  <vim-deployment-event xmlns="http://www.cisco.com/usp/nfv/usp-uas-common-oper">
    <instance-id>sjc:overc</instance-id>
    <descriptor-id>overc</descriptor-id>
    <transaction-id>1512568561-810025/1512568561-881703</transaction-id>
    <operation-type>activate-vim-deployment</operation-type>
    <status>in-progress</status>
    <steps-total>16</steps-total>
    <steps-completed>14</steps-completed>
  </vim-deployment-event>
</notification>
<notification xmlns="urn:ietf:params:xml:ns:netconf:notification:1.0">
  <eventTime>2017-12-06T14:54:50.705921+00:00</eventTime>
  <vim-deployment-event xmlns="http://www.cisco.com/usp/nfv/usp-uas-common-oper">
    <instance-id>sjc:overc</instance-id>
    <descriptor-id>overc</descriptor-id>
    <transaction-id>1512568561-810025/1512568561-881703</transaction-id>
    <operation-type>activate-vim-deployment</operation-type>
    <status>in-progress</status>
    <steps-total>16</steps-total>
    <steps-completed>14</steps-completed>
  </vim-deployment-event>
</notification>

```

```

    </vim-deployment-event>
</notification>
<notification xmlns="urn:ietf:params:xml:ns:netconf:notification:1.0">
  <eventTime>2017-12-06T14:54:50.793489+00:00</eventTime>
  <vim-deployment-event xmlns="http://www.cisco.com/usp/nfv/usp-uas-common-oper">
    <instance-id>sjc:overc</instance-id>
    <descriptor-id>overc</descriptor-id>
    <transaction-id>1512568561-810025/1512568561-881703</transaction-id>
    <operation-type>activate-vim-deployment</operation-type>
    <status>in-progress</status>
    <steps-total>16</steps-total>
    <steps-completed>16</steps-completed>
  </vim-deployment-event>
</notification>
<notification xmlns="urn:ietf:params:xml:ns:netconf:notification:1.0">
  <eventTime>2017-12-06T14:54:55.69771+00:00</eventTime>
  <vim-deployment-event xmlns="http://www.cisco.com/usp/nfv/usp-uas-common-oper">
    <instance-id>sjc:overc</instance-id>
    <descriptor-id>overc</descriptor-id>
    <transaction-id>1512568561-810025/1512568561-881703</transaction-id>
    <operation-type>activate-vim-deployment</operation-type>
    <status>success</status>
  </vim-deployment-event>
</notification>
<notification xmlns="urn:ietf:params:xml:ns:netconf:notification:1.0">
  <eventTime>2017-12-06T14:54:55.828175+00:00</eventTime>
  <ns-deployment-event xmlns="http://www.cisco.com/usp/nfv/usp-uas-common-oper">
    <instance-id>sjc-instance</instance-id>
    <descriptor-id>sjc</descriptor-id>
    <transaction-id>1512568561-810025</transaction-id>
    <operation-type>activate-ns-deployment</operation-type>
    <status>success</status>
  </ns-deployment-event>
</notification>
--NOTIFICATION--

```

## Obtaining VIM Instance Information

**Operation:** get

**Namespace:** vimr xmlns="http://www.cisco.com/usp/nfv/usp-nfvi-oper"

**Parameters:**

Parameter Name	Required	Type	Description
status	M	choice string	Current deployment status (start, in-progress, error, or success).
steps-total	O	uint16	Total number of steps required to be performed.
steps-completed	O	uint16	Total number of steps completed.
version	O	string	Deployment version.

## Example RPC

```

<nc:rpc message-id="urn:uuid:196d4145-bdc5-4537-9aa0-655a3dd597b2"
xmlns:nc="urn:ietf:params:xml:ns:netconf:base:1.0">
  <nc:get>
    <nc:filter type="subtree">
      <vimr xmlns="http://www.cisco.com/usp/nfv/usp-nfvi-oper"
xmlns="urn:ietf:params:xml:ns:netconf:base:1.0"/>
    </nc:filter>
    <data </nc:get>
  </nc:rpc>

```

### Example Output

```
<rpc-reply xmlns:nc="urn:ietf:params:xml:ns:netconf:base:1.0" message-id="urn:uuid:196d4145-bdc5-4537-9aa0-655a3dd597b2"
<data>
  <vimr xmlns="http://www.cisco.com/usp/nfv/usp-nfvi-oper">
    <status>success</status>
    <steps-total>16</steps-total>
    <steps-completed>16</steps-completed>
    <version>Red Hat OpenStack Platform release 10.0 (Newton)</version>
  </vimr>
</data>
</rpc-reply>
```

### Obtaining NFVI Node Instance Information

**Operation:** get

**Namespace:** nfvi-node xmlns="http://www.cisco.com/usp/nfv/usp-nfvi-oper/"

**Parameters:**

Parameter Name	Required	Type	Description
id	M	string	Associate the NFVI node identifier defined in NFVI-POPd that will be used to host VIM Orchestrator VM.
ip-address	M	inet:ip-address	IP address to access the host OS of the NFVI node (SSH).
login-credential	M	secure-token	Authentication information to access the host OS of the NFVI node (SSH).

### Example RPC

```
<nc:rpc message-id="urn:uuid:196d4145-bdc5-4537-9aa0-655a3dd597b2"
xmlns:nc="urn:ietf:params:xml:ns:netconf:base:1.0">
  <nc:get>
    <nc:filter type="subtree">
      <vimr xmlns="http://www.cisco.com/usp/nfv/usp-nfvi-oper"
xmlns="urn:ietf:params:xml:ns:netconf:base:1.0"/>
    </nc:filter>
  </nc:get>
</nc:rpc>
```

### Example Output

```
<rpc-reply xmlns:nc="urn:ietf:params:xml:ns:netconf:base:1.0" message-id="urn:uuid:e3660858-d936-4ed6-b838-c86012c87306" xmlns="urn:ietf:params:xml:ns:netconf:base:1.0">
<data>
  <nfvi-node xmlns="http://www.cisco.com/usp/nfv/usp-nfvi-oper">
    <nfvi-node-id>node_1</nfvi-node-id>
    <status>up</status>
    <role>vim-compute</role>
    <physical-server-manager>
      <firmware-version>2.0(10e)</firmware-version>
      <ip-address>192.100.1.2</ip-address>
      <bios-version>C240M4.2.0.10e.0.0620162114</bios-version>
    </physical-server-manager>
    <storage-device>
      <id>/dev/sda</id>
      <size>1143845</size>
      <is-journal>>false</is-journal>
    </storage-device>
    <network-device>
```

```

        <id>eno1</id>
    </network-device>
    <network-device>
        <id>eno2</id>
    </network-device>
    <network-device>
        <id>enp10s0f0</id>
        <physnet-id>phys_pcie1_0</physnet-id>
    </network-device>
    <network-device>
        <id>enp10s0f1</id>
        <physnet-id>phys_pcie1_1</physnet-id>
    </network-device>
    <network-device>
        <id>enp133s0f0</id>
        <physnet-id>phys_pcie4_0</physnet-id>
    </network-device>
    <network-device>
        <id>enp133s0f1</id>
        <physnet-id>phys_pcie4_1</physnet-id>
    </network-device>
    <network-device>
        <id>enp6s0</id>
    </network-device>
    <network-device>
        <id>enp7s0</id>
    </network-device>
</nfvi-node>
--SNIP--
</data>
</rpc-reply>

```

## Deactivating VIM

**Operation:** nsd:deactivate

**Namespace:** nsd:deactivate xmlns:nsd="http://www.cisco.com/usp/nfv/usp-nsds"

**Parameters:**

Parameter Name	Required	Type	Description
nsd	O	array of refer-ences	List of references to nested NSDs.
vim-orch	O	reference	Reference to VIM ORCH descriptor.

## Example RPC

```

<nc:rpc message-id="urn:uuid:79d8620c-7f2e-4177-b249-c64e6cfa75a7"
xmlns:nc="urn:ietf:params:xml:ns:netconf:base:1.0">
  <nsd:deactivate xmlns:nsd="http://www.cisco.com/usp/nfv/usp-nsds">
    <nsd:nsd>sjc</nsd:nsd>
    <nsd:vim>overc</nsd:vim>
  </nsd:deactivate>
</nc:rpc>

```

## Example Output

```

<rpc-reply xmlns:nc="urn:ietf:params:xml:ns:netconf:base:1.0" message-id="urn:uuid:ec1d6011-7ee8-4e6d-ad7b-f562d574c94a" xmlns="urn:ietf:params:xml:ns:netconf:base:1.0">
  <transaction-id xmlns="http://www.cisco.com/usp/nfv/usp-nsds">1510937718-671857</transaction-id>
</rpc-reply>

```

## Obtaining Notifications Sent During Deactivation of VIM Deployment

**Operation:** get

**Namespace:** vim-deployment-event xmlns="http://www.cisco.com/usp/nfv/usp-uas-common-oper"

**Parameters:**

Parameter Name	Required	Type	Description
instance-id	M	string	A unique ID assigned to this descriptor instance. The same ID is used to create operational record for this instance. Hence, you can pull operational record for this instance at a given time.
descriptor-id	M	string	Configuration descriptor ID. This is the descriptor ID, UAS is acting on and this is being provided as part of the request. This descriptor ID has the associated configuration.
transaction-id	M	string	Unique transaction ID assigned to this instantiation job. You can use this transaction ID to pull details about this request.
operation-type	M	choice string	Type of operation (same as type of transaction)
status	M	choice string	Current deployment status (start, in-progress, error, or success).
steps-total	O	uint16	Total number of steps required to be performed.
steps-completed	O	uint16	Total number of steps completed.
version	O	string	Deployment version.

For more information on these notifications, see the UAS Notification Events.

### Example Notifications

```
--NOTIFICATION--
<notification xmlns="urn:ietf:params:xml:ns:netconf:notification:1.0">
  <eventTime>2017-12-06T17:20:15.134662+00:00</eventTime>
  <ns-deployment-event xmlns="http://www.cisco.com/usp/nfv/usp-uas-common-oper">
    <instance-id>sjc-instance</instance-id>
    <descriptor-id>sjc</descriptor-id>
    <transaction-id>1512580815-086203</transaction-id>
    <operation-type>deactivate-ns-deployment</operation-type>
    <status>requested</status>
  </ns-deployment-event>
</notification>
<notification xmlns="urn:ietf:params:xml:ns:netconf:notification:1.0">
  <eventTime>2017-12-06T17:20:15.217999+00:00</eventTime>
  <vim-deployment-event xmlns="http://www.cisco.com/usp/nfv/usp-uas-common-oper">
    <instance-id>sjc:overc</instance-id>
    <descriptor-id>overc</descriptor-id>
    <transaction-id>1512580815-086203/1512580815-176728</transaction-id>
    <operation-type>deactivate-vim-deployment</operation-type>
    <status>requested</status>
  </vim-deployment-event>
</notification>
<notification xmlns="urn:ietf:params:xml:ns:netconf:notification:1.0">
  <eventTime>2017-12-06T17:20:15.300633+00:00</eventTime>
```

```

    <ns-deployment-event xmlns="http://www.cisco.com/usp/nfv/usp-uas-common-oper">
      <instance-id>sjc-instance</instance-id>
      <descriptor-id>sjc</descriptor-id>
      <transaction-id>1512580815-086203</transaction-id>
      <operation-type>deactivate-ns-deployment</operation-type>
      <status>in-progress</status>
    </ns-deployment-event>
  </notification>
<notification xmlns="urn:ietf:params:xml:ns:netconf:notification:1.0">
  <eventTime>2017-12-06T17:20:15.386493+00:00</eventTime>
  <vim-deployment-event xmlns="http://www.cisco.com/usp/nfv/usp-uas-common-oper">
    <instance-id>sjc:overc</instance-id>
    <descriptor-id>overc</descriptor-id>
    <transaction-id>1512580815-086203/1512580815-176728</transaction-id>
    <operation-type>deactivate-vim-deployment</operation-type>
    <status>in-progress</status>
  </vim-deployment-event>
</notification>
<notification xmlns="urn:ietf:params:xml:ns:netconf:notification:1.0">
  <eventTime>2017-12-06T17:20:15.806708+00:00</eventTime>
  <vim-deployment-event xmlns="http://www.cisco.com/usp/nfv/usp-uas-common-oper">
    <instance-id>sjc:overc</instance-id>
    <descriptor-id>overc</descriptor-id>
    <transaction-id>1512580815-086203/1512580815-176728</transaction-id>
    <operation-type>deactivate-vim-deployment</operation-type>
    <status>in-progress</status>
    <steps-total>4</steps-total>
    <steps-completed>1</steps-completed>
  </vim-deployment-event>
</notification>
--SNIP--
<notification xmlns="urn:ietf:params:xml:ns:netconf:notification:1.0">
  <eventTime>2017-12-06T17:22:29.376443+00:00</eventTime>
  <vim-deployment-event xmlns="http://www.cisco.com/usp/nfv/usp-uas-common-oper">
    <instance-id>sjc:overc</instance-id>
    <descriptor-id>overc</descriptor-id>
    <transaction-id>1512580815-086203/1512580815-176728</transaction-id>
    <operation-type>deactivate-vim-deployment</operation-type>
    <status>in-progress</status>
    <steps-total>4</steps-total>
    <steps-completed>4</steps-completed>
  </vim-deployment-event>
</notification>
<notification xmlns="urn:ietf:params:xml:ns:netconf:notification:1.0">
  <eventTime>2017-12-06T17:22:29.482085+00:00</eventTime>
  <vim-deployment-event xmlns="http://www.cisco.com/usp/nfv/usp-uas-common-oper">
    <instance-id>sjc:overc</instance-id>
    <descriptor-id>overc</descriptor-id>
    <transaction-id>1512580815-086203/1512580815-176728</transaction-id>
    <operation-type>deactivate-vim-deployment</operation-type>
    <status>success</status>
  </vim-deployment-event>
</notification>
<notification xmlns="urn:ietf:params:xml:ns:netconf:notification:1.0">
  <eventTime>2017-12-06T17:22:29.540793+00:00</eventTime>
  <ns-deployment-event xmlns="http://www.cisco.com/usp/nfv/usp-uas-common-oper">
    <instance-id>sjc-instance</instance-id>
    <descriptor-id>sjc</descriptor-id>
    <transaction-id>1512580815-086203</transaction-id>
    <operation-type>deactivate-ns-deployment</operation-type>
    <status>success</status>
  </ns-deployment-event>
</notification>
--NOTIFICATION--

```

# VNF Package Configuration

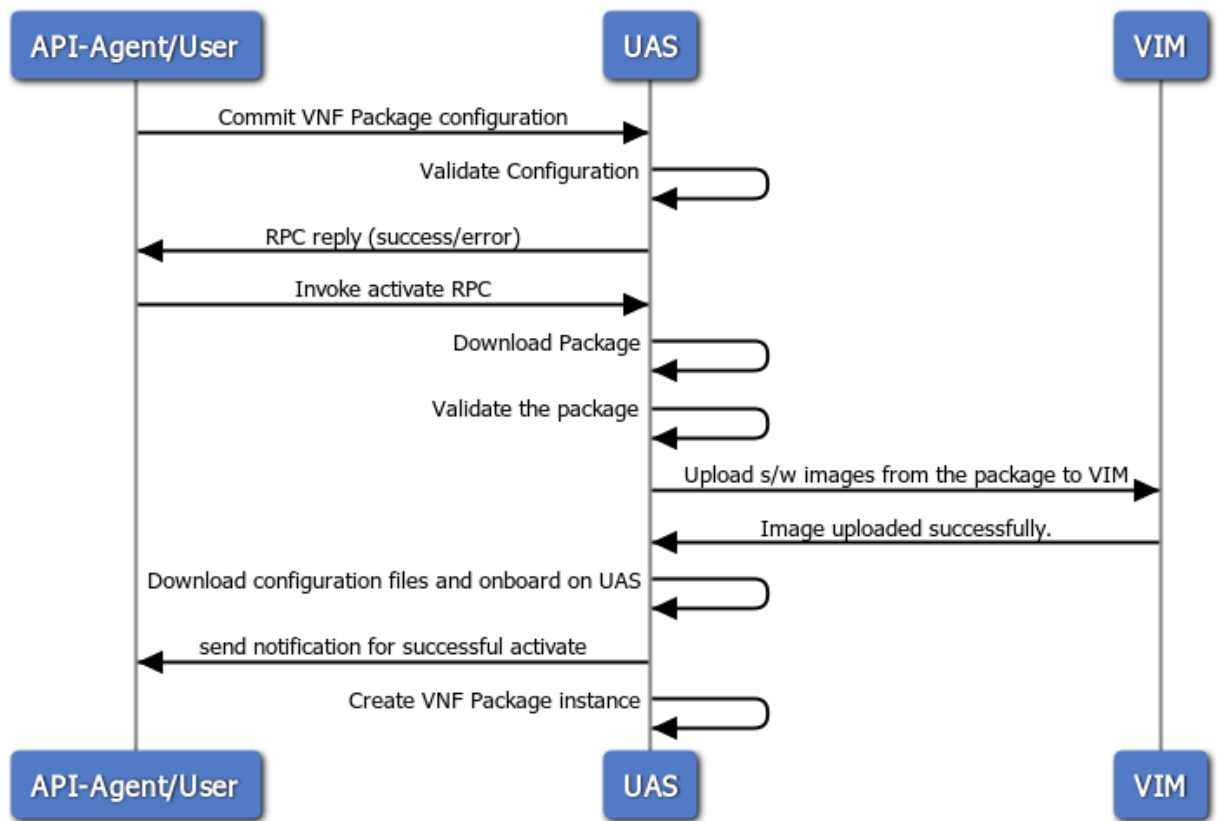
VNF package contains the software images and the configuration files. This VNF software package is based on USP packaging manifest to identify the images for different VDUs automatically.

Typically, VNF packages are defined within NSD. Hence, a complete NSD can be activated or a specific VNF package within NSD can be activated.

Once the VNF package is on boarded successfully, images are created on VIM and local vnf-package-instance is created. The UAS removes the package content from local storage and keeps metadata to have mapping between on-boarded artifacts to VDU image and the configuration files. The VDU refers the VNF package and the UAS automatically populates correct resource based on this manifest information.

The following figure depicts the UAS package management workflow.

**UAS Package Management Workflow**



www.websequencediagrams.com

## Operations

### Configuring VNF Package

**Operation:** edit-config

**Namespace:** vnf-packaged xmlns="http://www.cisco.com/usp/nfv/usp-uas-common"

**Parameters:**

Parameter Name	Required	Type	Description
vnf-package-id	M	string	A unique ID assigned to this package instance. The same ID is used to create operational record for this instance. Hence, you can pull operational record for this instance at a given time.
name	O	string	Name of the VNF package to be on-boarded.
checksum	O	string	MD5 checksum of the on-boarded VNF package.
location	M	url string	URL location to download this package.
validate-signature	O	bool	Specifies whether the Digital signature validation functionality is enabled or disabled. Default value is "true".
vdu-image	O	string	VDU manifest to map images. This is a place holder to onboard third-party images. For Ultra-M UAS automatically drives this binding and nothing is required explicitly.
configuration	O	array of configurations	Set of Day-O / Day-N configuration files which can be shared across VNFs during deployment.

### Example RPC

```
<nc:rpc message-id="urn:uuid:e2f5e6f5-9aab-4941-b19d-e2f9ebe17e2f"
xmlns:nc="urn:ietf:params:xml:ns:netconf:base:1.0">
  <nc:edit-config>
    <nc:target>
      <nc:running/>
    </nc:target>
    <config>
      <vnf-packaged xmlns="http://www.cisco.com/usp/nfv/usp-uas-common">
        <vnf-package-id>usp_5_7</vnf-package-id>
        <checksum>3e76b110843d2167befe0b9bd350589c</checksum>
        <location>http://10.23.252.162/firmwares/usp-5_7_M0-2045.iso</location>
        <configuration>
          <name>staros</name>
          <external-url>http://10.23.252.162/system.cfg</external-url>
        </configuration>
      </vnf-packaged>
    </config>
  </nc:edit-config>
</nc:rpc>
```

### Example Output

```
<<rpc-reply xmlns:nc="urn:ietf:params:xml:ns:netconf:base:1.0" message-id="urn:uuid:e2f5e6f5-9aab-4941-b19d-e2f9ebe17e2f" xmlns="urn:ietf:params:xml:ns:netconf:base:1.0">
  <ok/>
</rpc-reply>
```





# VNF Package Deployment

This section describes the parameters that can be used to activate or deactivate the VNF package within NSD.

## Operations

### Activating VNF Package

**Operation:** nsd:activate

**Namespace:** nsd:activate xmlns:nsd="http://www.cisco.com/usp/nfv/usp-nsds"

**Parameters:**

Parameter Name	Required	Type	Description
nsd-id	M	string (1-16)	NSD identifier
version	O	string	NSD version
vim-orch	O	reference	Reference to VIM ORCH descriptor.
vim-orch-identity	O	reference	Reference to VIM descriptor used to provide vim-orchestrator identity for deployment.
vim	O	reference	Reference to VIM descriptor.
fmd	O	reference	Reference to Fault Management Descriptor.
vim-artifact	O	reference	Reference to VIM artifact descriptor used to provision the set of parameters on VIM to on board VNFs.
vim-identity	O*	reference	Reference to VIM identity used to manage VIM resources. It is mandatory to deploy VNFs.
vnf-package	O	array of references	This is the list of references to VNF package descriptors. These VNF packages are referred under VDU for software images and day-zero/day-n configuration files.
vld	O	array of references	List of Virtual Link Descriptors (VLD) to be used to connect different VNFs within Network Service domain.
vnfd	O	array of references	List of references to VNFDs used to build this NSD.
nsd	O	array of references	List of references to nested NSDs.
* - Denotes the default requirement of the attribute. However, it can be modified from (O)ptional to (M)andatory or (M)andatory to (O)ptional depending on use case scenario.			

### Example RPC

```
<nc:rpc message-id="urn:uuid:bac690a2-08af-4c9f-8765-3c907d6e12ba"
xmlns:nc="urn:ietf:params:xml:ns:netconf:base:1.0">
```

```
<nsd:activate xmlns:nsd="http://www.cisco.com/usp/nfv/usp-nsds">
  <nsd:nsd>sjc-autoit</nsd:nsd>
  <nsd:vnf-package>usp_5_7</nsd:vnf-package>
</nsd:activate>
</nc:rpc>
```

### Example Output

```
<rpc-reply xmlns:nc="urn:ietf:params:xml:ns:netconf:base:1.0" message-id="urn:uuid:bac690a2-08af-4c9f-8765-3c907d6e12ba" xmlns="urn:ietf:params:xml:ns:netconf:base:1.0">
  <transaction-id xmlns="http://www.cisco.com/usp/nfv/usp-nsds">1509753321-443353</transaction-id>
</rpc-reply>
```

### Obtaining VNF Package Deployment Event Notifications

**Operation:** get

**Namespace:** vnf-package-deployment-event xmlns='http://www.cisco.com/usp/nfv/usp-uas-common-oper'

**Parameters:**

Parameter Name	Required	Type	Description
instance-id	M	string	A unique ID assigned to this descriptor instance. The same ID is used to create operational record for this instance. Hence, you can pull operational record for this instance at a given time.
descriptor-id	M	string	Configuration descriptor ID. This is the descriptor ID, UAS is acting on and this is being provided as part of the request. This descriptor ID has the associated configuration.
transaction-id	M	string	Unique transaction ID assigned to this instantiation job. You can use this transaction ID to pull details about this request.
operation-type	M	choice string	Type of operation (same as the type of transaction)
status	M	choice string	Current deployment status (start, in-progress, error, or success).
steps-total	O	uint16	Total number of steps required to be performed.
steps-completed	O	uint16	Total number of steps completed.
version	O	string	Deployment version.

For more information on these notifications, see the UAS Notification Events.

### Example Notifications

```
<notification xmlns="urn:ietf:params:xml:ns:netconf:notification:1.0"><eventTime>2017-11-04T00:26:39.1485+00:00</eventTime>
<ns-deployment-event xmlns='http://www.cisco.com/usp/nfv/usp-uas-common-oper'>
  <instance-id>sjc-autoit-instance</instance-id>
  <descriptor-id>sjc-autoit</descriptor-id>
  <transaction-id>1509755199-129552</transaction-id>
  <operation-type>activate-ns-deployment</operation-type>
  <status>requested</status>
</ns-deployment-event>
</notification>
```

```

<notification xmlns="urn:ietf:params:xml:ns:netconf:notification:1.0"><eventTime>2017-11-04T00:26:39.224654+00:00</eventTime>
<ns-deployment-event xmlns='http://www.cisco.com/usp/nfv/usp-uas-common-oper'>
  <instance-id>sjc-autoit-instance</instance-id>
  <descriptor-id>sjc-autoit</descriptor-id>
  <transaction-id>1509755199-129552</transaction-id>
  <operation-type>activate-ns-deployment</operation-type>
  <status>in-progress</status>
</ns-deployment-event>

<notification xmlns="urn:ietf:params:xml:ns:netconf:notification:1.0"><eventTime>2017-11-04T00:26:39.241244+00:00</eventTime>
<vnf-package-deployment-event xmlns='http://www.cisco.com/usp/nfv/usp-uas-common-oper'>
  <instance-id>usp_5_7-instance</instance-id>
  <descriptor-id>usp_5_7</descriptor-id>
  <transaction-id>1509755199-129552</transaction-id>
  <operation-type>activate-vnf-package</operation-type>
  <status>in-progress</status>
</vnf-package-deployment-event>
</notification>

<notification xmlns="urn:ietf:params:xml:ns:netconf:notification:1.0"><eventTime>2017-11-04T00:30:50.574914+00:00</eventTime>
<vnf-package-deployment-event xmlns='http://www.cisco.com/usp/nfv/usp-uas-common-oper'>
  <instance-id>usp_5_7-instance</instance-id>
  <descriptor-id>usp_5_7</descriptor-id>
  <transaction-id>1509755199-129552</transaction-id>
  <operation-type>activate-vnf-package</operation-type>
  <status>success</status>
</vnf-package-deploy

<notification xmlns="urn:ietf:params:xml:ns:netconf:notification:1.0"><eventTime>2017-11-04T00:30:50.617232+00:00</eventTime>
<ns-deployment-event xmlns='http://www.cisco.com/usp/nfv/usp-uas-common-oper'>
  <instance-id>sjc-autoit-instance</instance-id>
  <descriptor-id>sjc-autoit</descriptor-id>
  <transaction-id>1509755199-129552</transaction-id>
  <operation-type>activate-ns-deployment</operation-type>
  <status>success</status>
</ns-deployment-event>
</notification>

```

## Obtaining VNF Package Operational Instance Information

**Operation:** get

**Namespace:** vnf-packager xmlns="http://www.cisco.com/usp/nfv/usp-uas-common-oper"

**VNF Package Operational Parameters:**

Parameter Name	Required	Type	Description
vnf-package-id	M	string	VNF Package Instance ID. This is built using the version pulled from actual build-manifest file.
vnf-package	M	reference	Reference to VNF Package Descriptor used for onboarding.
signature	O	string	VN package signature
version	O	string	Software version at the VNF package level.
image	O	array of VDU image instance	List of VDU images.

Parameter Name	Required	Type	Description
configuration	O	array of configurations	List of configuration files on boarded as part of this package.

**VDU Image Instance Parameters:**

Parameter Name	Required	Type	Description
image-id	M	string	Unique image ID for this VDU.
image-uri	M	string	Image location within the VNF package.
vim-id	M	string	Image UUID as on boarded on VIM.
version	O	string	Software version for this VDU image.
disk-format	M	string	Disk format for the image. Most of the USP VDU images are in 'qcow2' format.

**VDU Configuration Parameters:**

Parameter Name	Required	Type	Description
configuration-id	M	string	Unique configuration ID.
data-id	M	string	Unique ID of this configuration as stored in the backend database.

**Example RPC**

```
<nc:rpc message-id="urn:uuid:76a6c455-38bf-456d-b3a4-6cdf385caa06"
xmlns:nc="urn:ietf:params:xml:ns:netconf:base:1.0">
  <nc:get>
    <nc:filter type="subtree">
      <vnf-packager xmlns="http://www.cisco.com/usp/nfv/usp-uas-common-oper">
        <vnf-package-id>5.7.M0-2045</vnf-package-id>
      </vnf-packager>
    </nc:filter>
  </nc:get>
</nc:rpc>
```

**Example Output**

```
<rpc-reply xmlns:nc="urn:ietf:params:xml:ns:netconf:base:1.0" message-id="urn:uuid:76a6c455-38bf-456d-b3a4-6cdf385caa06" xmlns="urn:ietf:params:xml:ns:netconf:base:1.0">
  <data>
    <vnf-packager xmlns="http://www.cisco.com/usp/nfv/usp-uas-common-oper">
      <vnf-package-id xmlns:nc="urn:ietf:params:xml:ns:netconf:base:1.0">5.7.M0-2045</vnf-package-id>
      <vnf-package>usp_5_7</vnf-package>
      <signature>pub 2048R/83240473 2017-04-18 USP build team (USP_RPM.dev) <usp-devops-
engg@cisco.com>
</signature>
      <version>Version: 5.7.M0, SHA1: 25edc28, Build-Number: 2045</version>
      <image>
        <image-id>application-function</image-id>
        <image-uri>ugp-bundle/qvpc-di-xf.qcow2</image-uri>
        <vim-id>11b2fad2-29cf-4ea8-b6a5-8f114809e341</vim-id>
        <version>Version: 21.4.0.68082, SHA1: NA, Date: Thu Oct 12 13:54:12 PDT 2017</version>
        <disk-format>qcow2</disk-format>
      </image>
    </vnf-packager>
  </data>
</rpc-reply>
```

```

<image>
  <image-id>cisco-esc</image-id>
  <image-uri>/vnfm-bundle/ESC-3_0_1_9.qcow2</image-uri>
  <vim-id>7e81cae9-5ea5-4946-b6a7-4bf14f0b7dd6</vim-id>
  <version>Version: 3.0.1.9, SHA1: 2ebde11, Date: Thu Oct 05 22:17:40 EDT 2017</version>
  <disk-format>qcow2</disk-format>
</image>
<image>
  <image-id>control-function</image-id>
  <image-uri>/ugp-bundle/qvpc-di-cf.qcow2</image-uri>
  <vim-id>741566b1-c041-4690-805d-95cab7bfc812</vim-id>
  <version>Version: 21.4.0.68082, SHA1: NA, Date: Thu Oct 12 13:54:12 PDT 2017</version>
  <disk-format>qcow2</disk-format>
</image>
<image>
  <image-id>element-manager</image-id>
  <image-uri>/em-bundle/em-5_7_0_1481.qcow2</image-uri>
  <vim-id>13b9810a-52f6-40af-b2a3-4807970ac4fb</vim-id>
  <version>Version: 5.7.0, SHA1: 2aaa5d1, Date: Thu Oct 12 22:59:50 EDT 2017</version>
  <disk-format>qcow2</disk-format>
</image>
<image>
  <image-id>network-function</image-id>
  <image-uri>/ugp-bundle/qvpc-di-xf.qcow2</image-uri>
  <vim-id>11b2fad2-29cf-4ea8-b6a5-8f114809e341</vim-id>
  <version>Version: 21.4.0.68082, SHA1: NA, Date: Thu Oct 12 13:54:12 PDT 2017</version>
  <disk-format>qcow2</disk-format>
</image>
<image>
<image>
  <image-id>session-function</image-id>
  <image-uri>/ugp-bundle/qvpc-di-xf.qcow2</image-uri>
  <vim-id>11b2fad2-29cf-4ea8-b6a5-8f114809e341</vim-id>
  <version>Version: 21.4.0.68082, SHA1: NA, Date: Thu Oct 12 13:54:12 PDT 2017</version>
  <disk-format>qcow2</disk-format>
</image>
<image>
  <image-id>uas</image-id>
  <image-uri>/uas-bundle/usp-uas-5.7.0-1607.qcow2</image-uri>
  <vim-id>ec056aad-1707-4aef-84c0-2b509b30f9b5</vim-id>
  <version>Version: 5.7.0, SHA1: 5841482, Date: Thu Oct 12 17:02:16 EDT 2017</version>
  <disk-format>qcow2</disk-format>
</image>
<configuration>
  <configuration-id>staros</configuration-id>
  <data-id>1509755437-23</data-id>
</configuration>
</vnf-packager>
</data>
</rpc-reply>

```

## Deactivating VNF Package

**Operation:** nsd:deactivate

**Namespace:** nsd:deactivate xmlns:nsd="http://www.cisco.com/usp/nfv/usp-nsds"

**Parameters:**

Parameter Name	Required	Type	Description
nsd	O	array of refer-ences	List of references to nested NSDs.
vnf-package	O	array of refer-ences	This is the list of references to VNF package descriptors. These VNF packages are referred under VDU for software images and day-zero/day-n configuration files.

### Example RPC

```
<nc:rpc message-id="urn:uuid:bfd955ed-c8fe-42f4-ac20-79a99ed23a99"
xmlns:nc="urn:ietf:params:xml:ns:netconf:base:1.0">
  <nsd:deactivate xmlns:nsd="http://www.cisco.com/usp/nfv/usp-nsds">
    <nsd:nsd>sjc-autoit</nsd:nsd>
    <nsd:vnf-package>usp_5_7</nsd:vnf-package>
  </nsd:deactivate>
</nc:rpc>
```

### Example Output

```
<rpc-reply xmlns:nc="urn:ietf:params:xml:ns:netconf:base:1.0" message-id="urn:uuid:bfd955ed-c8fe-42f4-ac20-79a99ed23a99" xmlns="urn:ietf:params:xml:ns:netconf:base:1.0">
  <transaction-id xmlns="http://www.cisco.com/usp/nfv/usp-nsds">1509763741-816325</transaction-id>
</rpc-reply>
```

## Obtaining Notifications Sent During Deactivation of VNF Package

**Operation:** get

**Namespace:** vim-deployment-event xmlns="http://www.cisco.com/usp/nfv/usp-uas-common-oper"

**Parameters:**

Parameter Name	Required	Type	Description
instance-id	M	string	A unique ID assigned to this descriptor instance. The same ID is used to create operational record for this instance. Hence, you can pull operational record for this instance at a given time.
descriptor-id	M	string	Configuration descriptor ID. This is the descriptor ID, UAS is acting on and this is being provided as part of the request. This descriptor ID has the associated configuration.
transaction-id	M	string	Unique transaction ID assigned to this instantiation job. You can use this transaction ID to pull details about this request.
operation-type	M	choice string	Type of operation (same as type of transaction)
status	M	choice string	Current deployment status (start, in-progress, error, or success).
steps-total	O	uint16	Total number of steps required to be performed.
steps-completed	O	uint16	Total number of steps completed.
version	O	string	Deployment version.

For more information on these notifications, see the UAS Notification Events.

## Example Notifications

```

<notification xmlns="urn:ietf:params:xml:ns:netconf:notification:1.0">
  <eventTime>2017-11-04T02:49:01.834933+00:00</eventTime>
  <ns-deployment-event xmlns="http://www.cisco.com/usp/nfv/usp-uas-common-oper">
    <instance-id>sjc-autoit-instance</instance-id>
    <descriptor-id>sjc-autoit</descriptor-id>
    <transaction-id>1509763741-816325</transaction-id>
    <operation-type>deactivate-ns-deployment</operation-type>
    <status>requested</status>
  </ns-deployment-event>
</notification>

<notification xmlns="urn:ietf:params:xml:ns:netconf:notification:1.0">
  <eventTime>2017-11-04T02:49:01.906268+00:00</eventTime>
  <ns-deployment-event xmlns="http://www.cisco.com/usp/nfv/usp-uas-common-oper">
    <instance-id>sjc-autoit-instance</instance-id>
    <descriptor-id>sjc-autoit</descriptor-id>
    <transaction-id>1509763741-816325</transaction-id>
    <operation-type>deactivate-ns-deployment</operation-type>
    <status>in-progress</status>
  </ns-deployment-event>
</notification>

<notification xmlns="urn:ietf:params:xml:ns:netconf:notification:1.0">
  <eventTime>2017-11-04T02:49:01.917122+00:00</eventTime>
  <vnf-package-deployment-event xmlns="http://www.cisco.com/usp/nfv/usp-uas-common-oper">
    <instance-id>usp_5_7-instance</instance-id>
    <descriptor-id>usp_5_7</descriptor-id>
    <transaction-id>1509763741-816325</transaction-id>
    <operation-type>deactivate-vnf-package</operation-type>
    <status>in-progress</status>
  </vnf-package-deployment-event>
</notification>

<notification xmlns="urn:ietf:params:xml:ns:netconf:notification:1.0"><eventTime>2017-11-
04T02:49:13.768601+00:00</eventTime>
<vnf-package-deployment-event xmlns='http://www.cisco.com/usp/nfv/usp-uas-common-oper'>
  <instance-id>usp_5_7-instance</instance-id>
  <descriptor-id>usp_5_7</descriptor-id>
  <transaction-id>1509763741-816325</transaction-id>
  <operation-type>deactivate-vnf-package</operation-type>
  <status>success</status>
</vnf-package-deployment-event>
</notification>

<notification xmlns="urn:ietf:params:xml:ns:netconf:notification:1.0">
  <eventTime>2017-11-04T02:49:13.768601+00:00</eventTime>
  <vnf-package-deployment-event xmlns="http://www.cisco.com/usp/nfv/usp-uas-common-oper">
    <instance-id>usp_5_7-instance</instance-id>
    <descriptor-id>usp_5_7</descriptor-id>
    <transaction-id>1509763741-816325</transaction-id>
    <operation-type>deactivate-vnf-package</operation-type>
    <status>success</status>
  </vnf-package-deployment-event>
</notification>

```

# Virtual Link Configuration

Virtual links provide connectivity among VNFs within NSD or among VNFC instances within VNFD. Hence, the following two types of virtual links are defined:

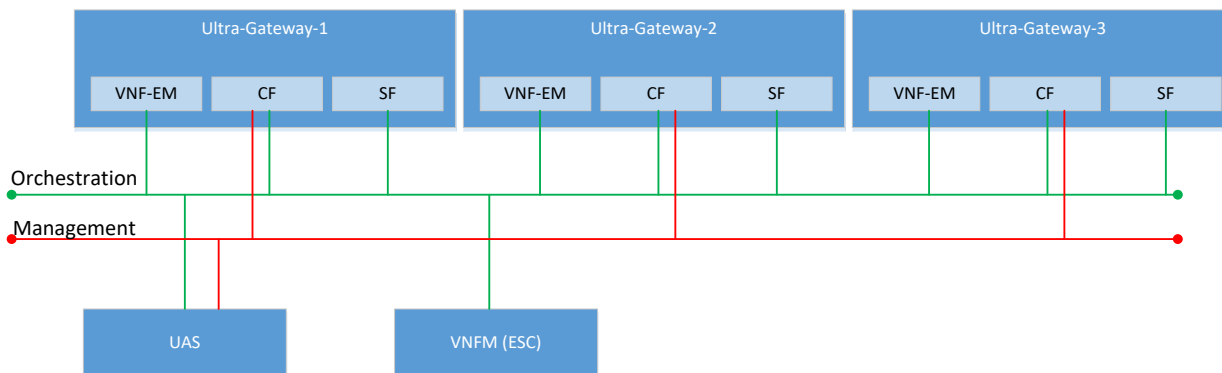
- External Virtual Link: These are the virtual links defined at NSD level and used to connect different VNFs within NSD.
- Internal Virtual Link: These are virtual links defined within VNFD and provide local networking within VNF domain.

The UAS is meant to on board only Ultra VNFs hence named VLDs are defined at NSD level. These VLDs are used as virtual link within connection points in VNFD.

The following are the different types of VLDs defined at NSD level:

- Orchestration: This virtual link is used for orchestration purposes. The UAS, VNF-EM and VNFM use this virtual link to perform lifecycle management.
- Management: This virtual link is used in Ultra VNFs to expose external connection point mainly to connect VNF outside, for example, associating floating IP.
- Service: This is an external network which VNF can use to communicate with, for example, service network for Ultra UGP platform or Policy network for Ultra CPS platform.

The following figure shows how these networks are used. Management network is optional and orchestration network is connected to router and associated with a floating IP. But it is recommended to have orchestration network as non-routable to isolate internal traffic within service domain.



Typically, internal virtual links are OAM networks used to form clustering within VNF itself. For example, VPC DI internal network. These networks are available within the VNF domain.

## Virtual Link Descriptor Configuration Parameters

**Operation:** edit-config

**Namespace:** nsd xmlns="http://www.cisco.com/usp/nfv/usp-nsds"

**Parameters:**



Parameter Name	Required	Type	Description
vld-id	M	string	Unique ID for the virtual link.
vl-type	M	choice string	Virtual link type. It can be one of the following values: <ul style="list-style-type: none"> <li>orchestration</li> <li>management</li> <li>service</li> </ul>
nw-type	M	choice string	Network type can be one of the following: <ul style="list-style-type: none"> <li>descriptor: UAS uses the referred descriptor to create network on VIM.</li> <li>vim-resource: UAS assumes the network is pre-created on network.</li> </ul>
network	M*	reference	This is required when nw-type is selected as "descriptor" and it should point to a valid network descriptor from the catalog.
network-instance	M*	reference	Reference to network instance which provided details about the network pre-created on VIM. This is required when 'nw-type' is selected as "vim-resource".
* - Denotes the default requirement of the attribute. However, it can be modified from (O)ptional to (M)andatory or (M)andatory to (O)ptional depending on use case scenario.			

## Operations

### Configuring Network Descriptor

**Operation:** edit-config

**Namespace:** network xmlns="http://www.cisco.com/usp/nfv/usp-uas-common"

**Parameters:**

Parameter Name	Required	Type	Description
network-id	M	string	Network Descriptor ID.
ip-prefix	M	inet:ip-prefix	IP subnet for this network, defined in CIDR format.

Parameter Name	Required	Type	Description
type	M	choice string	<p>Network type can be one of the following:</p> <ul style="list-style-type: none"> <li>vlan: VLAN Based virtio network</li> <li>sriov-flat: SRIOV Flat network</li> <li>sriov-vlan: SRIOV VLAN-based network</li> <li>internal: Internal networks. These networks are not created on VIM but passed to backend and networks are internal to the VM.</li> <li>local: Host local network</li> </ul> <p>Default value is "vlan".</p>
dhcp	O	bool	Enable or disable DHCP. Default is "true".
gateway	O	inet:ip-address	Gateway IP address if applicable.
vlan-tag	O	bool	Applicable only when "type" is "sriov-flat". Set it true if VM is supposed to tag VLAN on SRIOV flat network.
vlan	O	int (0..4096)	VLAN ID for this network. It is a mandatory configuration when vlan-tag is enabled.
ip-allocation-pool	O*	array of IP allocation pool	List of IP Allocation Pool descriptors. This is required only when DHCP is disabled and you want UAS to manage the allocation of IPs from the specific pool. Hence, it is a mandatory parameter if DHCP is set to False.
* - Denotes the default requirement of the attribute. However, it can be modified from (O)ptional to (M)andatory or (M)andatory to (O)ptional depending on use case scenario.			

## Example RPC

```

<nc:rpc message-id="urn:uuid:fa4fc696-0c89-454e-b438-ea8b0ac53eb3"
xmlns:nc="urn:ietf:params:xml:ns:netconf:base:1.0">
  <nc:edit-config>
    <nc:target>
      <nc:running/>
    </nc:target>
    <config>
      <network xmlns="http://www.cisco.com/usp/nfv/usp-uas-common">
        <network-id>orchestration</network-id>
        <ip-prefix>10.10.10.0/24</ip-prefix>
        <gateway>10.10.10.1</gateway>
        <router>main</router>
      </network>
      <network xmlns="http://www.cisco.com/usp/nfv/usp-uas-common">
        <network-id>di-internal</network-id>
        <ip-prefix>192.168.2.0/24</ip-prefix>
      </network>
      <network xmlns="http://www.cisco.com/usp/nfv/usp-uas-common">
        <network-id>service-network</network-id>
        <ip-prefix>88.88.88.0/24</ip-prefix>
      </network>
    </config>
  </nc:edit-config>
</nc:rpc>

```

## Example Output

```
<rpc-reply xmlns:nc="urn:ietf:params:xml:ns:netconf:base:1.0" message-id="urn:uuid:b9dc1383-4f52-4be0-9e14-3c2726758e65" xmlns="urn:ietf:params:xml:ns:netconf:base:1.0">
  <ok/>
</rpc-reply>
```

## Configuring Network Instance

**Operation:** edit-config

**Namespace:** network-instance xmlns="http://www.cisco.com/usp/nfv/usp-uas-common"

**Parameters:**

Parameter Name	Required	Type	Description
network-id	M	string	Network Name or UUID as created on VIM.
ip-prefix	M	inet:ip-prefix	IP subnet for this network, defined in CIDR format.
type	O	choice string	Network type can be one of the following: <ul style="list-style-type: none"> <li>vlan: VLAN Based virtio network</li> <li>sriov-flat: SRIOV Flat network</li> <li>sriov-vlan: SRIOV VLAN-based network</li> <li>internal: Internal networks. These networks are not created on VIM but passed to backend and networks are internal to the VM.</li> <li>local: Host local network</li> </ul> Default value is "vlan".
dhcp	O	bool	Enable or disable DHCP. Default is "true".
gateway	O	inet:ip-address	Gateway IP address if applicable.
vlan-tag	O	bool	Applicable only when "type" is "sriov-flat". Set it true if VM is supposed to tag VLAN on SRIOV flat network. Default is "false".
vlan	O	int (0..4096)	VLAN ID for this network. It is a mandatory configuration when vlan-tag is enabled. By default VIM auto-assigns the VLAN ID for this network. You can also set this value if you want a specific VLAN ID to be used on this network.
ip-allocation-pool	O*	array of IP allocation pool	List of IP Allocation Pool descriptors. This is required only when DHCP is disabled and you want UAS to manage the allocation of IPs from the specific pool. Hence, it is a mandatory parameter if DHCP is set to False.
physnet	O*	string	Physnet name in case network type is based on SRIOV - "sriov-flat" or "sriov-vlan".
router	O	string	Name of the router if you want this network to have external connectivity. The UAS creates an interface on router for this network hence this network becomes "routable".

Parameter Name	Required	Type	Description
* - Denotes the default requirement of the attribute. However, it can be modified from (O)ptional to (M)andatory or (M)andatory to (O)ptional depending on use case scenario.			

### Example RPC

```
<nc:rpc message-id="urn:uuid:b0a509c7-9e67-475b-9c1d-bd7d45b28c1a"
xmlns:nc="urn:ietf:params:xml:ns:netconf:base:1.0">
  <nc:edit-config>
    <nc:target>
      <nc:running/>
    </nc:target>
    <config>
      <network-instance xmlns="http://www.cisco.com/usp/nfv/usp-uas-common">
        <network-id>sjc-pgw-mgmt</network-id>
        <ip-prefix>100.100.100.0/24</ip-prefix>
        <gateway>100.100.100.1</gateway>
      </network-instance>
    </config>
  </nc:edit-config>
</nc:rpc>
```

### Example Output

```
<rpc-reply xmlns:nc="urn:ietf:params:xml:ns:netconf:base:1.0" message-id="urn:uuid:b0a509c7-9e67-
475b-9c1d-bd7d45b28c1a" xmlns="urn:ietf:params:xml:ns:netconf:base:1.0">
  <ok/>
</rpc-reply>
```



# VIM Identity Configuration

VIM identity contains the necessary information to access VIM. The UAS uses this VIM identity for the following two purposes:

- Access VIM to allocate/provision resources
- Pass on the VIM identity to VNFM to on board VNF on a specific VIM. For example, in case of Cisco ESC as VNFM, this VIM identity serves the purpose of VIM connector. You can use different VIM identities to on board different VNFs on VIM. This provides user/project/tenant level isolation in terms of security and access.

## Operations

### Configuring VIM Identity

**Operation:** edit-config

**Namespace:** vim xmlns="http://www.cisco.com/usp/nfv/usp-uas-common"

**Parameters:**

Parameter Name	Required	Type	Description
vim-id	M	string (1..16)	Unique ID for this VIM identity.
api-version	O	choice string	API version. For example, on OpenStack, it should be one of the following: <ul style="list-style-type: none"><li>• "v2": OS Identity API Version-2</li><li>• "v3": OS Identity API Version-3</li></ul> Default value is OS Identity API Version-2.
auth-url	M	url	Authentication URL
user	M	secure-token	User credential
tenant	M	string	Tenant name on this VIM.
domain-name	O*	string	Domain name on VIM. This is required only if VIM type is OpenStack and API version is selected as V3.
project	O*	string	Project Name. This is required only if VIM type is OpenStack and API version is selected as V3.

\* - Denotes the default requirement of the attribute. However, it can be modified from (O)ptional to (M)andatory or (M)andatory to (O)ptional depending on use case scenario.

### Example RPC

```
<nc:rpc message-id="urn:uuid:5c9e7ee5-79b6-416d-a096-6ebc32d28709"
xmlns:nc="urn:ietf:params:xml:ns:netconf:base:1.0">
  <nc:edit-config>
    <nc:target>
```

```
<nc:running/>
</nc:target>
<config>
  <vim xmlns="http://www.cisco.com/usp/nfv/usp-uas-common">
    <vim-id>vim1</vim-id>
    <api-version>v2</api-version>
    <auth-url>http://172.21.201.213:5000/v2.0</auth-url>
    <user>openstack</user>
    <tenant>akssingh</tenant>
  </vim>
</config>
</nc:edit-config>
</nc:rpc>
```

### Example Output

```
<rpc-reply xmlns:nc="urn:ietf:params:xml:ns:netconf:base:1.0" message-id="urn:uuid:5c9e7ee5-79b6-416d-a096-6ebc32d28709" xmlns="urn:ietf:params:xml:ns:netconf:base:1.0">
  <ok/>
</rpc-reply>
```



# VIM Artifacts Configuration

VIM Artifact descriptor contains a set of parameters to be provisioned on VIM before VNFs are on boarded. The actual operations are performed at each descriptor level; hence the notifications events are generated at each descriptor.

## Operations

### Configuring VIM Artifacts

**Operation:** edit-config

**Namespace:** vim-artifactd xmlns="http://www.cisco.com/usp/nfv/usp-uas-common"

#### VIM Artifacts Descriptor Parameters:

Parameter Name	Required	Type	Description
vim-artifact-id	M	string	Artifact descriptor ID, uniquely identifies the descriptor within the service.
description	O	string	User augmented notes/descriptor for this.
router-id	O	array of references	List of references to router descriptors to be created.
vnf-rack-id	O	array of references	List of references to VNF rack descriptors to be created.
tenant	O	array of references	List of references to tenant descriptors.

#### Router Descriptor Parameters:

Parameter Name	Required	Type	Description
router-id	M	string	Unique identifier to router descriptor.
external-network	M	string	External network name to associate this router.

#### VNF Rack Management Parameters:

VNF rack is a logical grouping of compute hosts and used to map the resources for specific VNFs. This is equivalent to Availability Zones/ Host aggregate in case of OpenStack. For the deployment where UAS is used to on board multiple VNFs such as Ultra-M, it becomes handy to manage placements. VNF racks are created at NSD level and it can be used in VDUs as one of the placement filters.

Parameter Name	Required	Type	Description
vnf-rack-id	M	string	VNF rack descriptor ID.
description	O	string	User-defined metadata for description/notes.
host-aggregate	M	array of host-aggregation	List of host aggregate descriptors.

**Tenant Provisioning and Management Parameters:**

Parameter Name	Required	Type	Description
tenant-id	M	string	Tenant name.
login-credential	M	secure-token	Login credentials to be configured for this tenant authorization.
tenant-role	M	choice string	<p>Tenant role that is mapped to rights and privileges on the VIM. Default value is "admin". The role can be one of the following:</p> <ul style="list-style-type: none"> <li>resellerAdmin: Cloud provider administrator</li> <li>admin: Administrative role that includes permission to administrate all projects and tenants hosted on the VIM.</li> <li>swiftoperator: Provides privilege to modify SWIFT containers.</li> <li>_member_: Role assigned to a new user with administrative privilege only for that specific tenant.</li> <li>heat_stack_user: Assigned to user that is used to create stack deployment.</li> </ul>

Parameter Name	Required	Type	Description
no-of-instances-allowed	O	uint32	Number of instances allowed per tenant (default: 1000).
no-of-cores-allowed	O	uint32	Number of instance cores (VCPUs) allowed per tenant (default: 1000).
no-of-injected-files	O	uint32	Number of injected files allowed per tenant (default: 50).
no-of-injected-files-content-in-bytes	O	uint64	Number of content bytes allowed per injected file (default: 1024000).
megabytes-of-ram-allowed	O	uint32	Megabytes of instance RAM allowed per tenant.
no-of-floating-ips	O	uint32	Number of floating IPs allowed per tenant (default: 50).
max-no-of-subnets-allowed	O	uint32	Number of subnets allowed per tenant (default: 1000).
max-no-of-ports-allowed	O	uint32	Number of ports allowed per tenant (default: 1000).



Parameter Name	Required	Type	Description
no-of-volumes-allowed	O	uint32	Number of volumes allowed per tenant (default: 500).
volumes-allowed-gb	O	uint32	Gigabytes of volume allowed per tenant (default: 4000).
volumes-backup-size-allowed	O	uint32	Gigabytes of volume backup allowed per tenant (default: 4000).

## Example RPC

```

<nc:rpc message-id="urn:uuid:361fb8c6-000d-4e22-a2d6-4ee17412fb2e"
xmlns:nc="urn:ietf:params:xml:ns:netconf:base:1.0">
  <nc:edit-config>
    <nc:target>
      <nc:running/>
    </nc:target>
    <config>
      <nsd xmlns="http://www.cisco.com/usp/nfv/usp-nsds">
        <nsd-id>sjc</nsd-id>
        <vim-identity>vim_one</vim-identity>
        <vim-artifact>vim_one_artifact</vim-artifact>
      </nsd>
      <secure-token xmlns="http://www.cisco.com/usp/nfv/usp-secure-token">
        <secure-id>vim-admin-creds</secure-id>
        <user>admin</user>
        <password>Cisco@123</password>
      </secure-token>
      <secure-token xmlns="http://www.cisco.com/usp/nfv/usp-secure-token">
        <secure-id>sjc-core</secure-id>
        <user>sjccore</user>
        <password>Cisco@123</password>
      </secure-token>
      <vim xmlns="http://www.cisco.com/usp/nfv/usp-uas-common">
        <vim-id>vim_one</vim-id>
        <auth-url>http://172.21.203.31:5000/v2.0</auth-url>
        <user>vim-admin-creds</user>
        <tenant>admin</tenant>
      </vim>
      <tenantd xmlns="http://www.cisco.com/usp/nfv/usp-uas-common">
        <tenant-id>sjccore</tenant-id>
        <login-credential>sjc-core</login-credential>
        <tenant-role>admin</tenant-role>
        <tenant-quota>
          <no-of-instances-allowed>10000</no-of-instances-allowed>
          <no-of-cores-allowed>200000</no-of-cores-allowed>
          <no-of-injected-files>300000</no-of-injected-files>
          <no-of-injected-files-content-in-bytes>400000</no-of-injected-files-content-in-bytes>
          <megabytes-of-ram-allowed>500000000</megabytes-of-ram-allowed>
          <no-of-floating-ips>600</no-of-floating-ips>
          <max-no-of-subnets-allowed>700</max-no-of-subnets-allowed>
          <max-no-of-ports-allowed>8000</max-no-of-ports-allowed>
          <no-of-volumes-allowed>900</no-of-volumes-allowed>
          <volumes-allowed-gb>10000</volumes-allowed-gb>
          <volumes-backup-size-allowed>20000</volumes-backup-size-allowed>
        </tenant-quota>
      </tenantd>
      <vim-artifactd xmlns="http://www.cisco.com/usp/nfv/usp-uas-common">
        <vim-artifact-id>vim_one_artifact</vim-artifact-id>
        <tenant>sjccore</tenant>
      </vim-artifactd>
    </config>
  </nc:edit-config>
</nc:rpc>

```

### Example Output

```
<rpc-reply xmlns:nc="urn:ietf:params:xml:ns:netconf:base:1.0" message-id="urn:uuid:361fb8c6-000d-4e22-a2d6-4ee17412fb2e" xmlns="urn:ietf:params:xml:ns:netconf:base:1.0">
  <ok/>
</rpc-reply>
```

### Configuring VNF Rack

**Operation:** edit-config

**Namespace:** vnf-rackd xmlns="http://www.cisco.com/usp/nfv/usp-uas-common"

**Parameters:**

Parameter Name	Required	Type	Description
vnf-rack-id	M	string	VNF rack descriptor ID.
description	O	string	User-defined metadata for description/notes.
host-aggregate	M	array of host-aggregation	List of host aggregate descriptors.

The host aggregate is a grouping of named hosts within a group or zone.

Parameter Name	Required	Type	Description
host-aggregate-id	M	string	Unique ID for the Host Aggregate Descriptor.
host	M	array of strings	List of host names as exists on VIM.

### Example RPC

```
<nc:rpc message-id="urn:uuid:5cdea00b-c4df-40cd-9de5-2acfc530a89f"
xmlns:nc="urn:ietf:params:xml:ns:netconf:base:1.0">
  <nc:edit-config>
    <nc:target>
      <nc:running/>
    </nc:target>
    <config>
      <vnf-rackd xmlns="http://www.cisco.com/usp/nfv/usp-uas-common">
        <vnf-rack-id>vnf-rack1</vnf-rack-id>
        <host-aggregate>
          <host-aggregate-id>mgmt</host-aggregate-id>
          <host>
            <host-id>tblano-compute-1.localdomain</host-id>
          </host>
          <host>
            <host-id>tblano-compute-10.localdomain</host-id>
          </host>
          <host>
            <host-id>tblano-compute-11.localdomain</host-id>
          </host>
          -----
          -----
        </host-aggregate>
      </vnf-rackd>
    </config>
```

```
</nc:edit-config>
</nc:rpc>
```

### Example Output

```
<rpc-reply xmlns:nc="urn:ietf:params:xml:ns:netconf:base:1.0" message-id="urn:uuid:5cdea00b-c4df-40cd-9de5-2acfc530a89f" xmlns="urn:ietf:params:xml:ns:netconf:base:1.0">
  <ok/>
</rpc-reply>
```

### Defining a Tenant

A new tenant can be provisioned on the VIM using the VIM-ARTIFACT RPC. This section describes the tenant-specific attributes.

**Operation:** edit-config

**Namespace:** tenantd xmlns="http://www.cisco.com/usp/nfv/usp-uas-common"

**Parameters:**

Parameter Name	Required	Type	Description
tenant-id	M	string	Tenant name.
login-credential	M	secure-token	Login credentials to be configured for this tenant authorization.
tenant-role	M	choice string	Tenant role that is mapped to rights and privileges on the VIM. Default value is "admin". The role can be one of the following: <ul style="list-style-type: none"> <li>resellerAdmin: Cloud provider administrator</li> <li>admin: Administrative role that includes permission to administrate all projects and tenants hosted on the VIM.</li> <li>swiftoperator: Provides privilege to modify SWIFT containers.</li> <li>_member_: Role assigned to a new user with administrative privilege only for that specific tenant.</li> <li>heat_stack_user: Assigned to user that is used to create stack deployment.</li> </ul>

Parameter Name	Required	Type	Description
no-of-instances-allowed	O	uint32	Number of instances allowed per tenant (default: 1000).
no-of-cores-allowed	O	uint32	Number of instance cores (VCPUs) allowed per tenant (default: 1000).

Parameter Name	Required	Type	Description
no-of-injected-files	O	uint32	Number of injected files allowed per tenant (default: 50).
no-of-injected-files-content-in-bytes	O	uint64	Number of content bytes allowed per injected file (default: 1024000).
megabytes-of-ram-allowed	O	uint32	Megabytes of instance RAM allowed per tenant.
no-of-floating-ips	O	uint32	Number of floating IPs allowed per tenant (default: 50).
max-no-of-subnets-allowed	O	uint32	Number of subnets allowed per tenant (default: 1000).
max-no-of-ports-allowed	O	uint32	Number of ports allowed per tenant (default: 1000).
no-of-volumes-allowed	O	uint32	Number of volumes allowed per tenant (default: 500).
volumes-allowed-gb	O	uint32	Gigabytes of volume allowed per tenant (default: 4000).
volumes-backup-size-allowed	O	uint32	Gigabytes of volume backup allowed per tenant (default: 4000).

## Example RPC

```

<nc:rpc message-id="urn:uuid:361fb8c6-000d-4e22-a2d6-4ee17412fb2e"
xmlns:nc="urn:ietf:params:xml:ns:netconf:base:1.0">
  <nc:edit-config>
    <nc:target>
      <nc:running/>
    </nc:target>
    <config>
      <nsd xmlns="http://www.cisco.com/usp/nfv/usp-nsds">
        <nsd-id>sjc</nsd-id>
        <vim-identity>vim_one</vim-identity>
        <vim-artifact>vim_one_artifact</vim-artifact>
      </nsd>
      <secure-token xmlns="http://www.cisco.com/usp/nfv/usp-secure-token">
        <secure-id>vim-admin-creds</secure-id>
        <user>admin</user>
        <password>Cisco@123</password>
      </secure-token>
      <secure-token xmlns="http://www.cisco.com/usp/nfv/usp-secure-token">
        <secure-id>sjc-core</secure-id>
        <user>sjccore</user>
        <password>Cisco@123</password>
      </secure-token>
      <vim xmlns="http://www.cisco.com/usp/nfv/usp-uas-common">
        <vim-id>vim_one</vim-id>
        <auth-url>http://172.21.203.31:5000/v2.0</auth-url>
        <user>vim-admin-creds</user>
        <tenant>admin</tenant>
      </vim>
      <tenantd xmlns="http://www.cisco.com/usp/nfv/usp-uas-common">
        <tenant-id>sjccore</tenant-id>
        <login-credential>sjc-core</login-credential>
      </tenantd>
    </config>
  </nc:edit-config>
</nc:rpc>

```

```
<tenant-role>admin</tenant-role>
<tenant-quota>
  <no-of-instances-allowed>10000</no-of-instances-allowed>
  <no-of-cores-allowed>200000</no-of-cores-allowed>
  <no-of-injected-files>300000</no-of-injected-files>
  <no-of-injected-files-content-in-bytes>400000</no-of-injected-files-content-in-bytes>
  <megabytes-of-ram-allowed>500000000</megabytes-of-ram-allowed>
  <no-of-floating-ips>600</no-of-floating-ips>
  <max-no-of-subnets-allowed>700</max-no-of-subnets-allowed>
  <max-no-of-ports-allowed>8000</max-no-of-ports-allowed>
  <no-of-volumes-allowed>900</no-of-volumes-allowed>
  <volumes-allowed-gb>10000</volumes-allowed-gb>
  <volumes-backup-size-allowed>20000</volumes-backup-size-allowed>
</tenant-quota>
</tenantd>
<vim-artifactd xmlns="http://www.cisco.com/usp/nfv/usp-uas-common">
  <vim-artifact-id>vim_one_artifact</vim-artifact-id>
  <tenant>sjccore</tenant>
</vim-artifactd>
</config>
</nc:edit-config>
</nc:rpc>
```

## Example Output

```
<rpc-reply xmlns:nc="urn:ietf:params:xml:ns:netconf:base:1.0" message-id="urn:uuid:361fb8c6-000d-4e22-a2d6-4eel7412fb2e" xmlns="urn:ietf:params:xml:ns:netconf:base:1.0">
  <ok/>
</rpc-reply>
```



# VIM Artifacts Deployment

This section describes the parameters that can be used to manage the deployment of VIM artifacts – VNF rack, routers, and tenants.

## Operations

### Activating VNF Rack

**Operation:** nsd:activate

**Namespace:** nsd:activate xmlns:nsd="http://www.cisco.com/usp/nfv/usp-nsds"

**Parameters:**

Parameter Name	Required	Type	Description
vnf-rack	M	string	Reference to one or more vnf-rackr on boarded as part of this NSD.

### Example RPC

```
<nc:rpc message-id="urn:uuid:eec12ec0-d879-4737-807d-3cf00bdf5558"
xmlns:nc="urn:ietf:params:xml:ns:netconf:base:1.0">
  <nsd:activate xmlns:nsd="http://www.cisco.com/usp/nfv/usp-nsds">
    <nsd:nsd>sjc-autoit</nsd:nsd>
    <nsd:vnf-rack>vnf-rack1</nsd:vnf-rack>
  </nsd:activate>
</nc:rpc>
```

### Example Output

```
<rpc-reply xmlns:nc="urn:ietf:params:xml:ns:netconf:base:1.0" message-id="urn:uuid:eec12ec0-d879-
4737-807d-3cf00bdf5558" xmlns="urn:ietf:params:xml:ns:netconf:base:1.0">
  <transaction-id xmlns="http://www.cisco.com/usp/nfv/usp-nsds">1509826883-420684</transaction-id>
</rpc-reply>
```

### Obtaining Notifications During VNF Rack Activation

**Operation:** get

**Namespace:** vim-deployment-event xmlns="http://www.cisco.com/usp/nfv/usp-uas-common-oper"

**Parameters:**

Parameter Name	Required	Type	Description
instance-id	M	string	A unique ID assigned to this descriptor instance. The same ID is used to create operational record for this instance. Hence, you can pull operational record for this instance at a given time.
descriptor-id	M	string	Configuration descriptor ID. This is the descriptor ID, UAS is acting on and this is being provided as part of the request. This descriptor ID has the associated configuration.

Parameter Name	Required	Type	Description
transaction-id	M	string	Unique transaction ID assigned to this instantiation job. You can use this transaction ID to pull details about this request.
operation-type	M	choice string	Type of operation (same as the type of transaction)
status	M	choice string	Current deployment status (start, in-progress, error, or success).
steps-total	O	uint16	Total number of steps required to be performed.
steps-completed	O	uint16	Total number of steps completed.
version	O	string	Deployment version.

### Example Notification

```

<notification xmlns="urn:ietf:params:xml:ns:netconf:notification:1.0">
  <eventTime>2017-11-04T20:21:23.439984+00:00</eventTime>
  <ns-deployment-event xmlns="http://www.cisco.com/usp/nfv/usp-uas-common-oper">
    <instance-id>sjc-autoit-instance</instance-id>
    <descriptor-id>sjc-autoit</descriptor-id>
    <transaction-id>1509826883-420684</transaction-id>
    <operation-type>activate-ns-deployment</operation-type>
    <status>requested</status>
  </ns-deployment-event>
</notification>

<notification xmlns="urn:ietf:params:xml:ns:netconf:notification:1.0">
  <eventTime>2017-11-04T20:21:23.507322+00:00</eventTime>
  <ns-deployment-event xmlns="http://www.cisco.com/usp/nfv/usp-uas-common-oper">
    <instance-id>sjc-autoit-instance</instance-id>
    <descriptor-id>sjc-autoit</descriptor-id>
    <transaction-id>1509826883-420684</transaction-id>
    <operation-type>activate-ns-deployment</operation-type>
    <status>in-progress</status>
  </ns-deployment-event>
</notification>

<notification xmlns="urn:ietf:params:xml:ns:netconf:notification:1.0">
  <eventTime>2017-11-04T20:21:23.523572+00:00</eventTime>
  <vim-deployment-event xmlns="http://www.cisco.com/usp/nfv/usp-uas-common-oper">
    <instance-id>vnf-rack1-instance</instance-id>
    <descriptor-id>vnf-rack1</descriptor-id>
    <transaction-id>1509826883-420684</transaction-id>
    <operation-type>activate-vnf-rack</operation-type>
    <status>in-progress</status>
  </vim-deployment-event>
</notification>

<notification xmlns="urn:ietf:params:xml:ns:netconf:notification:1.0">
  <eventTime>2017-11-04T20:21:26.387731+00:00</eventTime>
  <vim-deployment-event xmlns="http://www.cisco.com/usp/nfv/usp-uas-common-oper">
    <instance-id>vnf-rack1-instance</instance-id>
    <descriptor-id>vnf-rack1</descriptor-id>
    <transaction-id>1509826883-420684</transaction-id>
    <operation-type>activate-vnf-rack</operation-type>
    <status>success</status>
  </vim-deployment-event>
</notification>

<notification xmlns="urn:ietf:params:xml:ns:netconf:notification:1.0">
  <eventTime>2017-11-04T20:21:26.401213+00:00</eventTime>
  <ns-deployment-event xmlns="http://www.cisco.com/usp/nfv/usp-uas-common-oper">
    <instance-id>sjc-autoit-instance</instance-id>

```

```

    <descriptor-id>sjc-autoit</descriptor-id>
    <transaction-id>1509826883-420684</transaction-id>
    <operation-type>activate-ns-deployment</operation-type>
    <status>success</status>
  </ns-deployment-event>
</notification>

```

### Obtaining VNF Rack Operational Instance Information

The UAS maintains the operational data as manifest and uses this to automatically place the VDUs on these VNF racks. In VDU, the VNF rack descriptor is inherited as part of the placement policy.

**Operation:** get

**Namespace:** vim xmlns="http://www.cisco.com/usp/nfv/usp-uas-common"

**Parameters:**

Parameter Name	Required	Type	Description
vnf-rack-id	M	string	VNF rack descriptor ID.
description	O	string	User-defined metadata for description/notes.
host-aggregate	M	array of host-aggregation	List of host aggregate descriptors.

### Example RPC

```

<nc:rpc message-id="urn:uuid:8300f38c-dd03-448b-97f5-c8ca7ff3d038"
xmlns:nc="urn:iETF:params:xml:ns:netconf:base:1.0">
  <nc:get>
    <nc:filter type="subtree">
      <vnf-rackr xmlns="http://www.cisco.com/usp/nfv/usp-uas-common-oper">
        <vnf-rack-id>vnf-rack1</vnf-rack-id>
      </vnf-rackr>
    </nc:filter>
  </nc:get>
</nc:rpc>

```

### Example Output

```

<rpc-reply xmlns:nc="urn:iETF:params:xml:ns:netconf:base:1.0" message-id="urn:uuid:8300f38c-dd03-448b-97f5-c8ca7ff3d038" xmlns="urn:iETF:params:xml:ns:netconf:base:1.0">
  <data>
    <vnf-rackr xmlns="http://www.cisco.com/usp/nfv/usp-uas-common-oper">
      <vnf-rack-id xmlns:nc="urn:iETF:params:xml:ns:netconf:base:1.0">vnf-rack1</vnf-rack-id>
      <vnf-rack>vnf-rack1</vnf-rack>
      <host-aggregate>
        <host-aggregate-id>vim1-vnf-rack1-mgmt</host-aggregate-id>
        <host-aggregate>mgmt</host-aggregate>
      </host-aggregate>
    </vnf-rackr>
  </data>
</rpc-reply>

```

### Deactivating VNF Rack

**Operation:** nsd:deactivate



**Namespace:** nsd:deactivate xmlns:nsd="http://www.cisco.com/usp/nfv/usp-nsds"

**Parameters:**

Parameter Name	Required	Type	Description
vnf-rack	M	string	Reference to one or more vnf-rackr on boarded as part of this NSD.

### Example RPC

```
<nc:rpc message-id="urn:uuid:1d6d7a9b-7ad8-4609-aa16-73054bca33fc"
xmlns:nc="urn:ietf:params:xml:ns:netconf:base:1.0">
  <nsd:deactivate xmlns:nsd="http://www.cisco.com/usp/nfv/usp-nsds">
    <nsd:nsd>sjc-autoit</nsd:nsd>
    <nsd:vnf-rack>vnf-rack1</nsd:vnf-rack>
  </nsd:deactivate>
</nc:rpc>
```

### Example Output

```
<rpc-reply xmlns:nc="urn:ietf:params:xml:ns:netconf:base:1.0" message-id="urn:uuid:1d6d7a9b-7ad8-4609-aa16-73054bca33fc" xmlns="urn:ietf:params:xml:ns:netconf:base:1.0">
  <transaction-id xmlns="http://www.cisco.com/usp/nfv/usp-nsds">1509828954-260046</transaction-id>
</rpc-reply>
```

### Obtaining Notifications During VNF Rack Deactivation

**Operation:** get

**Namespace:** vim-deployment-event xmlns="http://www.cisco.com/usp/nfv/usp-uas-common-oper"

**Parameters:**

Parameter Name	Required	Type	Description
instance-id	M	string	A unique ID assigned to this descriptor instance. The same ID is used to create operational record for this instance. Hence, you can pull operational record for this instance at a given time.
descriptor-id	M	string	Configuration descriptor ID. This is the descriptor ID, UAS is acting on and this is being provided as part of the request. This descriptor ID has the associated configuration.
transaction-id	M	string	Unique transaction ID assigned to this instantiation job. You can use this transaction ID to pull details about this request.
operation-type	M	choice string	Type of operation (same as the type of transaction)
status	M	choice string	Current deployment status (start, in-progress, error, or success).
steps-total	O	uint16	Total number of steps required to be performed.
steps-completed	O	uint16	Total number of steps completed.
version	O	string	Deployment version.

### Example Notification

```
<notification xmlns="urn:ietf:params:xml:ns:netconf:notification:1.0">
```

```

<eventTime>2017-11-04T20:55:54.285399+00:00</eventTime>
<ns-deployment-event xmlns="http://www.cisco.com/usp/nfv/usp-uas-common-oper">
  <instance-id>sjc-autoit-instance</instance-id>
  <descriptor-id>sjc-autoit</descriptor-id>
  <transaction-id>1509828954-260046</transaction-id>
  <operation-type>deactivate-ns-deployment</operation-type>
  <status>requested</status>
</ns-deployment-event>
</notification>

<notification xmlns="urn:ietf:params:xml:ns:netconf:notification:1.0">
  <eventTime>2017-11-04T20:55:54.351214+00:00</eventTime>
  <ns-deployment-event xmlns="http://www.cisco.com/usp/nfv/usp-uas-common-oper">
    <instance-id>sjc-autoit-instance</instance-id>
    <descriptor-id>sjc-autoit</descriptor-id>
    <transaction-id>1509828954-260046</transaction-id>
    <operation-type>deactivate-ns-deployment</operation-type>
    <status>in-progress</status>
  </ns-deployment-event>
</notification>

<notification xmlns="urn:ietf:params:xml:ns:netconf:notification:1.0">
  <eventTime>2017-11-04T20:55:54.360301+00:00</eventTime>
  <vim-deployment-event xmlns="http://www.cisco.com/usp/nfv/usp-uas-common-oper">
    <instance-id>vnf-rack1-instance</instance-id>
    <descriptor-id>vnf-rack1</descriptor-id>
    <transaction-id>1509828954-260046</transaction-id>
    <operation-type>deactivate-vnf-rack</operation-type>
    <status>in-progress</status>
  </vim-deployment-event>
</notification>

<notification xmlns="urn:ietf:params:xml:ns:netconf:notification:1.0">
  <eventTime>2017-11-04T20:55:56.354056+00:00</eventTime>
  <vim-deployment-event xmlns="http://www.cisco.com/usp/nfv/usp-uas-common-oper">
    <instance-id>vnf-rack1-instance</instance-id>
    <descriptor-id>vnf-rack1</descriptor-id>
    <transaction-id>1509828954-260046</transaction-id>
    <operation-type>deactivate-vnf-rack</operation-type>
    <status>success</status>
  </vim-deployment-event>
</notification>

<notification xmlns="urn:ietf:params:xml:ns:netconf:notification:1.0">
  <eventTime>2017-11-04T20:55:56.367406+00:00</eventTime>
  <ns-deployment-event xmlns="http://www.cisco.com/usp/nfv/usp-uas-common-oper">
    <instance-id>sjc-autoit-instance</instance-id>
    <descriptor-id>sjc-autoit</descriptor-id>
    <transaction-id>1509828954-260046</transaction-id>
    <operation-type>deactivate-ns-deployment</operation-type>
    <status>success</status>
  </ns-deployment-event>
</notification>

```

## Activating a Tenant

**Operation:** nsd:activate

**Namespace:** nsd:activate xmlns:nsd="http://www.cisco.com/usp/nfv/usp-nsds"

**Parameters:**

Parameter Name	Required	Type	Description
vim-artifact	O	reference	Reference to VIM artifact descriptor used to provision the set of parameters on VIM to on board VNFs.

### Example RPC

```
<nc:rpc message-id="urn:uuid:0d365b37-6744-4d1a-807c-fbaa1690d53e"
xmlns:nc="urn:ietf:params:xml:ns:netconf:base:1.0">
  <nsd:activate xmlns:nsd="http://www.cisco.com/usp/nfv/usp-nsds">
    <nsd:nsd>sjc</nsd:nsd>
    <nsd:vim-artifact>vim_one_artifact</nsd:vim-artifact>
  </nsd:activate>
</nc:rpc>
```

### Example Output

```
<rpc-reply xmlns:nc="urn:ietf:params:xml:ns:netconf:base:1.0" message-id="urn:uuid:0d365b37-6744-4d1a-807c-fbaa1690d53e" xmlns="urn:ietf:params:xml:ns:netconf:base:1.0">
  <transaction-id xmlns="http://www.cisco.com/usp/nfv/usp-nsds">1512588866-645290</transaction-id>
</rpc-reply>
```

### Obtaining Notifications During Tenant Activation

**Operation:** get

**Namespace:** vim-deployment-event xmlns="http://www.cisco.com/usp/nfv/usp-uas-common-oper"

**Parameters:**

Parameter Name	Required	Type	Description
instance-id	M	string	A unique ID assigned to this descriptor instance. The same ID is used to create operational record for this instance. Hence, you can pull operational record for this instance at a given time.
descriptor-id	M	string	Configuration descriptor ID. This is the descriptor ID, UAS is acting on and this is being provided as part of the request. This descriptor ID has the associated configuration.
transaction-id	M	string	Unique transaction ID assigned to this instantiation job. You can use this transaction ID to pull details about this request.
operation-type	M	choice string	Type of operation (same as the type of transaction)
status	M	choice string	Current deployment status (start, in-progress, error, or success).
steps-total	O	uint16	Total number of steps required to be performed.
steps-completed	O	uint16	Total number of steps completed.
version	O	string	Deployment version.

### Example Notification

```
<notification xmlns="urn:ietf:params:xml:ns:netconf:notification:1.0">
  <eventTime>2017-12-06T19:34:26.668906+00:00</eventTime>
  <ns-deployment-event xmlns="http://www.cisco.com/usp/nfv/usp-uas-common-oper">
    <instance-id>sjc-instance</instance-id>
    <descriptor-id>sjc</descriptor-id>
    <transaction-id>1512588866-645290</transaction-id>
    <operation-type>activate-ns-deployment</operation-type>
    <status>requested</status>
  </ns-deployment-event>
</notification>
<notification xmlns="urn:ietf:params:xml:ns:netconf:notification:1.0">
```

```

<eventTime>2017-12-06T19:34:26.730665+00:00</eventTime>
<vim-deployment-event xmlns="http://www.cisco.com/usp/nfv/usp-uas-common-oper">
  <instance-id>sjc:sjccore</instance-id>
  <descriptor-id>sjccore</descriptor-id>
  <transaction-id>1512588866-645290/1512588866-699182</transaction-id>
  <operation-type>activate-tenant-deployment</operation-type>
  <status>requested</status>
</vim-deployment-event>
</notification>
<notification xmlns="urn:ietf:params:xml:ns:netconf:notification:1.0">
  <eventTime>2017-12-06T19:34:26.857343+00:00</eventTime>
  <ns-deployment-event xmlns="http://www.cisco.com/usp/nfv/usp-uas-common-oper">
    <instance-id>sjc-instance</instance-id>
    <descriptor-id>sjc</descriptor-id>
    <transaction-id>1512588866-645290</transaction-id>
    <operation-type>activate-ns-deployment</operation-type>
    <status>in-progress</status>
  </ns-deployment-event>
</notification>
<notification xmlns="urn:ietf:params:xml:ns:netconf:notification:1.0">
  <eventTime>2017-12-06T19:34:26.989887+00:00</eventTime>
  <vim-deployment-event xmlns="http://www.cisco.com/usp/nfv/usp-uas-common-oper">
    <instance-id>sjc:sjccore</instance-id>
    <descriptor-id>sjccore</descriptor-id>
    <transaction-id>1512588866-645290/1512588866-699182</transaction-id>
    <operation-type>activate-tenant-deployment</operation-type>
    <status>in-progress</status>
  </vim-deployment-event>
</notification>
<notification xmlns="urn:ietf:params:xml:ns:netconf:notification:1.0">
  <eventTime>2017-12-06T19:34:31.491689+00:00</eventTime>
  <vim-deployment-event xmlns="http://www.cisco.com/usp/nfv/usp-uas-common-oper">
    <instance-id>sjc:sjccore</instance-id>
    <descriptor-id>sjccore</descriptor-id>
    <transaction-id>1512588866-645290/1512588866-699182</transaction-id>
    <operation-type>activate-tenant-deployment</operation-type>
    <status>success</status>
  </vim-deployment-event>
</notification>
<notification xmlns="urn:ietf:params:xml:ns:netconf:notification:1.0">
  <eventTime>2017-12-06T19:34:31.5302+00:00</eventTime>
  <ns-deployment-event xmlns="http://www.cisco.com/usp/nfv/usp-uas-common-oper">
    <instance-id>sjc-instance</instance-id>
    <descriptor-id>sjc</descriptor-id>
    <transaction-id>1512588866-645290</transaction-id>
    <operation-type>activate-ns-deployment</operation-type>
    <status>success</status>
  </ns-deployment-event>
</notification>

```

## Deactivating a Tenant

**Operation:** nsd:deactivate

**Namespace:** nsd:deactivate xmlns:nsd="http://www.cisco.com/usp/nfv/usp-nsds"

**Parameters:**

Parameter Name	Required	Type	Description
vim-artifact	O	reference	Reference to VIM artifact descriptor used to provision the set of parameters on VIM to on board VNFs.

### Example RPC

```
<nc:rpc message-id="urn:uuid:29317423-3ba4-4356-972c-e6a154a5731e"
xmlns:nc="urn:ietf:params:xml:ns:netconf:base:1.0">
  <nsd:deactivate xmlns:nsd="http://www.cisco.com/usp/nfv/usp-nsds">
    <nsd:nsd>sjc</nsd:nsd>
    <nsd:vim-artifact>vim_one_artifact</nsd:vim-artifact>
  </nsd:deactivate>
</nc:rpc>
```

### Example Output

```
<rpc-reply xmlns:nc="urn:ietf:params:xml:ns:netconf:base:1.0" message-id="urn:uuid:29317423-3ba4-4356-972c-e6a154a5731e" xmlns="urn:ietf:params:xml:ns:netconf:base:1.0">
  <transaction-id xmlns="http://www.cisco.com/usp/nfv/usp-nsds">1512588560-927573</transaction-id>
</rpc-reply>
```

### Obtaining Notifications During Tenant Deactivation

**Operation:** get

**Namespace:** vim-deployment-event xmlns="http://www.cisco.com/usp/nfv/usp-uas-common-oper"

**Parameters:**

Parameter Name	Required	Type	Description
instance-id	M	string	A unique ID assigned to this descriptor instance. The same ID is used to create operational record for this instance. Hence, you can pull operational record for this instance at a given time.
descriptor-id	M	string	Configuration descriptor ID. This is the descriptor ID, UAS is acting on and this is being provided as part of the request. This descriptor ID has the associated configuration.
transaction-id	M	string	Unique transaction ID assigned to this instantiation job. You can use this transaction ID to pull details about this request.
operation-type	M	choice string	Type of operation (same as the type of transaction)
status	M	choice string	Current deployment status (start, in-progress, error, or success).
steps-total	O	uint16	Total number of steps required to be performed.
steps-completed	O	uint16	Total number of steps completed.
version	O	string	Deployment version.

### Example Notification

```
<notification xmlns="urn:ietf:params:xml:ns:netconf:notification:1.0">
  <eventTime>2017-12-06T19:29:21.053899+00:00</eventTime>
  <ns-deployment-event xmlns="http://www.cisco.com/usp/nfv/usp-uas-common-oper">
    <instance-id>sjc-instance</instance-id>
    <descriptor-id>sjc</descriptor-id>
    <transaction-id>1512588560-927573</transaction-id>
    <operation-type>deactivate-ns-deployment</operation-type>
    <status>requested</status>
  </ns-deployment-event>
</notification>
<notification xmlns="urn:ietf:params:xml:ns:netconf:notification:1.0">
```

```
<eventTime>2017-12-06T19:29:21.107291+00:00</eventTime>
<vim-deployment-event xmlns="http://www.cisco.com/usp/nfv/usp-uas-common-oper">
  <instance-id>sjc:sjccore</instance-id>
  <descriptor-id>sjccore</descriptor-id>
  <transaction-id>1512588560-927573/1512588561-086910</transaction-id>
  <operation-type>deactivate-tenant-deployment</operation-type>
  <status>requested</status>
</vim-deployment-event>
</notification>
<notification xmlns="urn:ietf:params:xml:ns:netconf:notification:1.0">
  <eventTime>2017-12-06T19:29:21.171115+00:00</eventTime>
  <ns-deployment-event xmlns="http://www.cisco.com/usp/nfv/usp-uas-common-oper">
    <instance-id>sjc-instance</instance-id>
    <descriptor-id>sjc</descriptor-id>
    <transaction-id>1512588560-927573</transaction-id>
    <operation-type>deactivate-ns-deployment</operation-type>
    <status>in-progress</status>
  </ns-deployment-event>
</notification>
<notification xmlns="urn:ietf:params:xml:ns:netconf:notification:1.0">
  <eventTime>2017-12-06T19:29:21.21764+00:00</eventTime>
  <vim-deployment-event xmlns="http://www.cisco.com/usp/nfv/usp-uas-common-oper">
    <instance-id>sjc:sjccore</instance-id>
    <descriptor-id>sjccore</descriptor-id>
    <transaction-id>1512588560-927573/1512588561-086910</transaction-id>
    <operation-type>deactivate-tenant-deployment</operation-type>
    <status>in-progress</status>
  </vim-deployment-event>
</notification>
<notification xmlns="urn:ietf:params:xml:ns:netconf:notification:1.0">
  <eventTime>2017-12-06T19:29:22.521953+00:00</eventTime>
  <vim-deployment-event xmlns="http://www.cisco.com/usp/nfv/usp-uas-common-oper">
    <instance-id>sjc:sjccore</instance-id>
    <descriptor-id>sjccore</descriptor-id>
    <transaction-id>1512588560-927573/1512588561-086910</transaction-id>
    <operation-type>deactivate-tenant-deployment</operation-type>
    <status>success</status>
  </vim-deployment-event>
</notification>
<notification xmlns="urn:ietf:params:xml:ns:netconf:notification:1.0">
  <eventTime>2017-12-06T19:29:22.590785+00:00</eventTime>
  <ns-deployment-event xmlns="http://www.cisco.com/usp/nfv/usp-uas-common-oper">
    <instance-id>sjc-instance</instance-id>
    <descriptor-id>sjc</descriptor-id>
    <transaction-id>1512588560-927573</transaction-id>
    <operation-type>deactivate-ns-deployment</operation-type>
    <status>success</status>
  </ns-deployment-event>
</notification>
```



# VNF Descriptor Configuration

NSD can have one or more VNFDs where each VNFD defines the deployment flavor for a specific VNF that includes all the aspects of VNF resources and associated networking.

## VNFD Configuration Parameters

**Operation:** edit-config

**Namespace:** nsd xmlns="http://www.cisco.com/usp/nfv/usp-nsds"

**Parameters:**

Parameter	Required	Type	Description
vnfd-id	M	string	VNFD descriptor ID to uniquely identify the VNF.
vnf-type	M	choice string	VNF type. This can be one of the following: <ul style="list-style-type: none"> <li>usp-uas: Cisco Ultra Automation Services</li> <li>uem: VNF-EM Deployment as separate VNF</li> <li>esc: Cisco ESC VNFM Deployment</li> <li>ugp: Cisco Ultra Gateway Platform</li> <li>ucps: Cisco Ultra Policy Platform</li> <li>ugp-standalone: Cisco Ultra Gateway Platform with external UEM</li> <li>ucps-standalone: Cisco Ultra Policy Platform with external UEM</li> <li>usp-gilan: Ultra Gi-LAN Deployment</li> </ul>
version	O	string	VNF descriptor version.
configuration	O	array of names configuration	For details, see the VNF Configuration Parameters section.
vld	O	array of vlds	List of virtual links used internally within VNF.
external-connection-point	O	array of external-connection-point	For details, see the VNF External Connection Points Parameters section.
high-availability	O	bool	Enable/disable high availability at VNF level. High Availability controls anti-affinity and cluster size. In case of UAS and ESC, if High Availability feature is turned off, only single instance of VNFC is deployed and for VNF-EM, UGP, UCPS, this flag controls the placement. By default anti-affinity is turned on, two VNFC instances of the same VDU are placed on different hosts. If High-Availability is turned off, the UAS turns off this placement rule and multiple VNFCs of the same VDU can be placed on the same host, given a host has enough resources to host VNFC instance. Default is "false".
vnfc	M	array of vnfc	List of VNFC descriptor used to deploy this VNF.
vnfm	O*	reference	Reference to VNFD providing VNFM. This is required only for UGP-standalone and UCPS-standalone VNF where VNFM is deployed as separate VNF and not as VNFC.
vim-identity	M	reference	Reference to VIM identity used by UAS to access VIM.
usp-usf	O	array of service USF entries	List of service element groups to enable Ultra Service Framework services. This is applicable only for Gi-LAN based deployment. See the USF Descriptor Parameters section for more details.
deploy-nsd	O	reference	Reference to NSD that should be deployed.
cloud-info	O	descriptor	See the Cloud-Info Descriptor Parameters section for more details.
* - Denotes the default requirement of the attribute. However, it can be modified from (O)ptional to (M)andatory or (M)andatory to (O)ptional depending on use case scenario.			

## Cloud-Info Descriptor Parameters

This allows you to define VNFM/VIM related parameters.

**Operation:** edit-config

**Namespace:** nsd xmlns="http://www.cisco.com/usp/nfv/usp-nsds"

**Parameters:**



Parameter	Required	Type	Description
vnfm	O	reference	Unique ID to VNF instance. See the VNFM Descriptor Parameters for more details.
vim	O	reference	VIM identity to access VIM from VNFM. By default, the UAS uses default tenant, often the tenant VNFM has been bootstrapped with. Previously this was defined under the VNFM descriptor.
vnf-em	O	reference	Reference to VNF descriptor

## VNFM Descriptor Parameters

VNF-EM does not communicate directly with VIM hence all the resources should be onboarded either via VNFM or UAS. The UAS also uses VNFM to onboard VNF artifacts. VNFM is required configuration for all the VNFs except UAS and ESC VNF.

There are two ways VNFM can be configured either by defining VNF descriptor for VNFM and the UAS will orchestrate that VNF as dependent VNF or by referring a VNF Instance. You can create VNF instance for VNFM that is not brought up as part of this NSD. For example, you can share one ESC across several NSDs so one NSD can bring up the VNFM in other NSD, you refer it as reference. The connectivity networks are allowed to be as well pre-created so you can always share the same VNFM across several NSDs.

**Operation:** edit-config

**Namespace:** nsd xmlns="http://www.cisco.com/usp/nfv/usp-nsds"

**Parameters:**

Parameter	Required	Type	Description
vnfm-type	M	choice string	VNFM type. It should be either "descriptor" or "instance".
vnfd	M*	reference	Reference to VNF descriptor. Required when vnfm-type is set to descriptor.
vnf-instance	M*	reference	Reference to VNF instance. Required when vnfm-type is set to instance.
* - Denotes the default requirement of the attribute. However, it can be modified from (O)ptional to (M)andatory or (M)andatory to (O)ptional depending on use case scenario.			

## VNF Instance Descriptor Parameters

This allows you to onboard pre-created VNF onto UAS. For example, pre-created VNFM.

**Operation:** edit-config

**Namespace:** nsd xmlns="http://www.cisco.com/usp/nfv/usp-nsds"

**Parameters:**

Parameter	Required	Type	Description
vnf-instance-id	M	string	Unique ID to VNF instance.
vnf-type	M	choice string	One of the defined VNF types.
external-connection-point	M	inet:ip-address	External IP address on this VNF to access APIs.
netconf-credential	M	secure-token	Reference to secure token to authenticate API endpoint over NETCONF.

## VNF Configuration Parameters

Following are the set of configuration parameters that are defined to personalize a VNF deployment. These configurations are applied at VNF level. There are separate configurations available at VNFC level.

**Operation:** edit-config

**Namespace:** nsd xmlns="http://www.cisco.com/usp/nfv/usp-nsds"

**Parameters:**

Parameter	Type	Description
internal-network-mtu	uint16	MTU for internal networks. This is passed as one of the bootstrapping parameters to VPC DI VDU to set the interface MTU to value specified here.
openstack.endpoint	string	Endpoint value in case of OpenStack. By default, its value is "publicURL".
secure-login	bool	Enable secure-login. This is used to disable password based authentication and allow only SSH key based authentication.
boot-time	uint16	Maximum time to allow VNF to be alive in seconds. Default value is 1800 seconds.
domain-name	string	Domain name. You can define \$CF_DOMAIN_NAME, UAS will replace that variable with actual configured domain name.
set-vim-instance-name	bool	Set VM Instance names based on NSD/VNFD. By default it is set to True.
dns-server	array of inet:ip-address	List of DNS servers.
syslog-server	array of syslog descriptors	For details, see the following section.

### Syslog Descriptor Parameters

Based on this configuration, the UAS automatically configures syslog within VNFC for UAS, VNF-EM, and UGP.

Parameter	Required	Type	Description
ip-address	M	inet:ip-address	Remote server IP address.
port	O	uint16	Remote server port number. Default value is 514.
severity	O	uint8 (0..6)	Limit syslogs specifying the severity level. Default value is set to 6.

### VNF External Connection Points Parameters

External connection points are a set of virtual ports the UAS creates to provide the connectivity to VNF cluster. This is required when high-availability is turned on. Sometimes a VNF can have multiple external connection points if there are multiple OAM VDUs. For example, in case of UGP and UCPS type of VNF, both VNF-EM and CF are connected via a HA VIP. Other VNFs like UAS, Cisco ESC will have one connection point.

**Operation:** edit-config

**Namespace:** nsd xmlns="http://www.cisco.com/usp/nfv/usp-nsds"

**Parameters:**

Parameter	Required	Type	Description
Vnfc	M	reference	Reference to VNFC within VNF.
aggregate-connection-point	M	reference	Reference to connection point within VNFC. This is to ensure a virtual port is created on the same network and port security rule is configured to allow the traffic.
ip-address	O	inet:ip-address	Virtual IP address, by default a free IP is allocated. You can provide the input for VIP if you need a fixed IP address to given VNFC.
floating-ip	O	floating-ip	Floating IP descriptor. For more details, see the following section.

### Floating-IP Descriptor Parameters

Use this descriptor to associate floating IP to virtual port.

Parameter	Required	Type	Description
Enabled	O	bool	Enable/disable floating IP assignment. Default is "false".
ip-address	O	inet:ip-address	Floating IP address, by default a free IP will be allocated if allowed.
external-network	O*	string	External network name. It is mandatory if enabled is set to true.
* - Denotes the default requirement of the attribute. However, it can be modified from (O)ptional to (M)andatory or (M)andatory to (O)ptional depending on use case scenario.			

### Health Check Descriptor Parameters

Health check descriptor contains a set of parameters used to control the health check at VNFC level.

**Operation:** edit-config

**Namespace:** nsd xmlns="http://www.cisco.com/usp/nfv/usp-nsds"

**Parameters:**

Parameter	Required	Type	Description
enabled	O	bool	Enable/Disable health monitoring.
probe-frequency	O	uint16	Health Check Frequency in seconds. UAS uses this as health probe time, meaning every polling interval UAS will invoke health check. Default value is 10 seconds.
probe-max-miss	O	uint16	Maximum number of health probe misses before VNFC instance is declared dead. Default value is 6.
recovery-type	O	choice string	Recovery type. It can be one of the following: <ul style="list-style-type: none"> <li>restart: Recovery only by restarting, move the VNFC instance to error after max retries</li> <li>external: Recovery performed by external entity. No auto-recovery</li> <li>restart-then-redeploy: Restart the VM on failure. After maximum retries, redeploy the failed VNFC instances.</li> </ul> Default value is restart-then-redeploy.
retry-count	O	uint16	Number of retries to recover the VNFC Instance. Default value is set to restart-then-redeploy.
boot-time	O	uint16	Initial Bootup time for the VNFC. Default value is 300 seconds.
script	O	string	Script to check VNFC health, by default UAS ICMP script will be used.

### VNFC Descriptor Parameters

**Operation:** edit-config

**Namespace:** nsd xmlns="http://www.cisco.com/usp/nfv/usp-nsds"

**Parameters:**

Parameter	Required	Type	Description
vnfc-id	M	string	Unique identifier for VNFC.
number-of-instances	O	int32	Number of VNFC instances.
vdu	M	vdu	VDU information. See the VNFC-VDU Descriptor Parameters section for more details.
volume	O	array of volume-instance-group reference	These are a set of pre-created volumes to be used. Once this option is used for boot or storage volumes, volume descriptors defined at VDU level are ignored. Instead, UAS uses pre-created set of volumes to associate with VNFC instance. See the VNFC Volume Instance Group Parameters for more details.
aggregate-connection-point	M	array of connection-point descriptor	List of connection points for the VNFC Instance. There should be at least one connection point.
aggregate-connection-points	O	array of connection-point-aggregation descriptor	List of connection point aggregator descriptor. See the VNFC Connection Point Aggregation Descriptor Parameters section for more details.
initialization-variable	O	array of initialization-variable descriptor	List of initialization variables to personalize per-instance configuration. See the VNFC Initialization Variable Descriptor Parameters section for more details.
syslog	O	syslog descriptor	Remote syslog parameters. Applicable to VNFC type - UAS, EM, ESC and CF. See the VNFC Syslog Descriptor Parameters for more details.
ha-cluster-id	O	Uint32	This parameter value is used as a virtual router ID for UEM. The allowed range for the HA cluster ID is 91-100. The default value is 91.

### VNFC Initialization Variable Descriptor Parameters

VDU defines a set of metadata files which UAS will use for VNFC instances at the time of instantiation either via configuration drive (day-zero) or via NED (day-one). These configuration files can be templates (for example, service template) with variables defined in these files. These variables can be populated at two places:

- VDU level: You can define variable name and value at VDU level and those will be applicable for all the instances created from this VDU.
- VNFC Instance level: This is to personalize the data at per instance level. The variables should be listed to satisfy all the instances of VNFC created.

Parameter	Required	Type	Description
configuration	M	reference	Reference to configuration file defined at VDU level.
variable	M	array of variable Descriptor	List of configured variables. See the Variable descriptor parameter section for more details

### Variable Descriptor Parameters

This parameter is used to configure the value for a particular variable for one or more instance(s).

Parameter	Required	Type	Description
variable	M	string	Name of the variable.
instance	M*	array of instances	List of instances in the form "instance-number" and "value". List is defined to personalize the value of the variable for each instance.
type	M*	choice string	Type for group of instances: <ul style="list-style-type: none"> <li>• prefix: Prefix name to be used for the variable in case the variable name corresponds to any name.</li> <li>• ip-pool: Ip pool to be used to configure IP address in case the variable name corresponds to IPV4</li> </ul>
value	M*	string	Prefix value in case the type is prefix and reference to the network-instance in case the type is ip-pool
* - Denotes the default requirement of the attribute. However, it can be modified from (O)ptional to (M)andatory or (M)andatory to (O)ptional depending on use case scenario. For this descriptor, either instance or a combination of type and value should be configured.			

### VNFC Connection Point Aggregation Descriptor Parameters

This connection point aggregation is used to provide interface bonding for link aggregation.

Parameter	Required	Type	Description
bond	M	string	Unique identifier for this Link Aggregation or Interface bonding.
aggregate-connection-point	M	array of references	List of connection points used to aggregate for this specific bonding.

### VNFC Connection Point Descriptor Parameters

Parameter	Required	Type	Description
connection-point-id	M	string	Unique identifier for connection point such as eth0, eth1 etc.
virtual-link	M	virtual-link descriptor	Virtual link descriptor to associate this connection point within VNFC.
fixed-ip	O	array of inet:ip-address	If you want to use fixed IP address to this connection point, you can supply a set of fixed IPs to be used for the instances of this VNFC. You should supply number of fixed IPs equal to the number of instances defined for this VNFC.
allowed-address-pair	O	array of allowed address pair	List of allowed address pair. See the VNFC Connection Point Allowed Address Pair Descriptor Parameters section for details.
vlan	O	array of vlan descriptor	List of VLAN interfaces created on this interface. See the VNFC Connection Point VLAN Descriptor Parameters section for more details.

### VNFC Connection Point VLAN Descriptor Parameters

VNF creates logical interfaces on a given connection point. For example, if you have SRIOV-FLAT port, VPC gateway will use the same port but different kind of traffic using a logical interface aka VLAN interface. The same is true for Gi-LAN solution. Hence, these VLANs are not exposed outside and only to provide a mechanism to pass for VNF's internal usage. This allows UAS to pass IP address along with VRF to VNF for auto-creation of internal VLAN interfaces. This avoids a need for user to log in to VNF and create these interfaces manually.

Parameter	Required	Type	Description
vlan-id	M	uint16 (1..4096)	Unique VLAN identifier for this interface.
ipv4	M*	inet:ip-prefix	IPv4 subnet used for this VLAN Interface. One of IPv4 or IPv6 is mandatory.
ipv6	M*	inet:ip-prefix	IPv6 subnet used for this VLAN Interface. One of IPv4 or IPv6 is mandatory.
vrf	O	string	VRF name if applicable.
* - Denotes the default requirement of the attribute. However, it can be modified from (O)ptional to (M)andatory or (M)andatory to (O)ptional depending on use case scenario.			

### VNFC Connection Point Allowed Address Pair Descriptor Parameters

The allowed address pair extension extends the port attribute to enable you to specify arbitrary mac\_address/ip\_address(cidr) pairs that are allowed to pass through a port regardless of the subnet associated with the network.

Please note UAS automatically adds allowed address pair to take care for virtual IP.

Parameter	Required	Type	Description
ip-address	M	inet:ip-prefix	IP prefix (cidr)
mac-address	O	inetyang:mac-address	MAC address

### VNFC Virtual Link Descriptor Parameters

Parameter	Required	Type	Description
virtual-link-type	M	choice string	Type of virtual Link. It can be one of the following types: <ul style="list-style-type: none"> <li>internal: Choose virtual link from VNF internal VLDs.</li> <li>service-vl: Choose virtual link from service level VLDs.</li> </ul>
internal-vl	M*	reference	Reference to one of the VLDs from internal VLDs. It is required only when virtual link type is "internal".
service-vl	M*	reference	Reference to one of the VLDs defined at service level.
* - Denotes the default requirement of the attribute. However, it can be modified from (O)ptional to (M)andatory or (M)andatory to (O)ptional depending on use case scenario.			

### VNFC Volume Instance Group Parameters

VNFC volume instance group is a set of pre-created volumes which can be used in VNF deployment. This is the way pre-created volumes can be used from VIM instead of using volume descriptors from VDU. The volume group is used to supply the pre-created volumes for a VNFC hence a specific group should have enough volume instances to associate with all VNFC instances for a given VNFC. Number of VNFC instances depends on "number-of-instances" defined for a specific VNFC in a given VNF deployment.

Parameter	Required	Type	Description
boot	O	reference	Boot volume. Reference to volume instance descriptor.
storage	M	array of references	List of pre-created volumes for storage volumes. See the following section for more details.

### Volume Instance Descriptor Parameters

Parameter	Required	Type	Description
volume-id	M	string	Unique identifier for volume as it exists on VIM. You can use either volume name or UUID but there should be only one volume instance by that identity.
type	M	bool	Volume type as exists on VIM.
bootable	O	bool	Flag to indicate if it is bootable flag. By default its set to "false". You should have bootable volume to use as boot disk within VNFC.

### VNFC-VDU Descriptor Parameters

VNFC VDU describes the properties of VDU used to create this VNFC instance and has the following parameters.

Parameter	Required	Type	Description
vdu-id	M	reference	Reference to VDU descriptor used to create this VNFC. See the following section for more details.
image	O	string	By default VDU image is used from the descriptor. This parameter can be used to override the image for this deployment. For example, you can specify pre-created image from VIM.
flavor	O	string	Similar to image, by default the UAS creates flavor based on flavor information defined in VDU. This parameter can be used to override VDU flavor for this deployment.

### VNFC Syslog Descriptor Parameters

Parameter	Required	Type	Description
server-type	M	choice string	Server type. It can be one of the following: <ul style="list-style-type: none"> <li>uas-proxy</li> <li>server</li> </ul>
uas-proxy	M*	null	UAS proxy for capturing the syslog of VNFC in UAS. In this case, it is AutoVNFC.
severity	O*	uint8	Severity of syslog messages. This parameter is present if the server type is uas-proxy. It can be one of the following: <ul style="list-style-type: none"> <li>0: emerg, panic</li> <li>1: alert</li> <li>2: crit</li> <li>3: err.error</li> <li>4: warning, warn</li> <li>5: notice</li> <li>6: info</li> <li>7: debug</li> </ul> By default, this value is set to 6.
server	M*	Array of server descriptor	List of external servers for capturing the syslogs for the configured VNFC. See the Server Descriptor Parameters for more details.

\* - Denotes the default requirement of the attribute. However, it can be modified from (O)ptional to (M)andatory or (M)andatory to (O)ptional depending on use case scenario.

### Server Descriptor Parameters

The server is configured to capture the syslog messages of VNFC(s) in the external syslog server(s).

**Note:** The external server(s) should be reachable from the configured VNFC.

Parameter	Required	Type	Description
ip-address	M	ip-address	External server IP address
port	O	uint16	Port number to be used for sending the syslog. By default, it is set to 514.
severity	O	uint8	Severity of syslog messages. It can be one of the following: <ul style="list-style-type: none"> <li>0: emerg, panic</li> <li>1: alert</li> <li>2: crit</li> <li>3: err.error</li> <li>4: warning, warn</li> <li>5: notice</li> <li>6: info</li> <li>7: debug</li> </ul> By default, this value is set to 6.

### VDU Descriptor Parameters

Parameter	Required	Type	Description
vdu-id	M	string (1..16)	Unique ID for this VDU descriptor.
vdu-type	M	choice string	VDU type. It can be one of the following: <ul style="list-style-type: none"> <li>automation-service: Cisco Ultra Automation Service</li> <li>cisco-esc: Cisco Elastic Service Controller</li> <li>element-manager: Cisco Ultra VNF Element Manager</li> <li>control-function: Cisco UGP Control Function Node</li> <li>session-function: Cisco UGP Session Function Node</li> <li>network-function: Cisco UGP Network Function Node</li> <li>application-function: Cisco UGP Application Function Node</li> <li>juniper-srx: Juniper vSRX node</li> <li>cisco-asav: Cisco Virtual ASA (ASAv)</li> <li>sandvine-pts: Sandvine Policy Traffic Switch (PTS)</li> <li>sandvine-sbp: Sandvine Subscriber Policy Broker (SPB)</li> <li>sandvine-sde: Sandvine Service Deliver Engine (SDE)</li> <li>integra-oam: Openwave Integra OAM</li> <li>integra-iptm: Openwave Integra IPTM</li> <li>integra-tcp: Openwave DynaBoost</li> <li>cps-master: Cisco UCPS Master Node</li> <li>cps-control: Cisco UCPS Control Node</li> <li>cps-policy: Cisco UCPS Policy Node</li> <li>cps-session: Cisco UCPS Session Node</li> <li>cps-pcrf: Cisco UCPS PCRF Node</li> </ul>
flavor	M	flavor descriptor	VDU Flavor descriptor. See the VDU Flavor Descriptor Parameters section for details.
upp	O	upp descriptor	Ultra-Packet Processor Attributes. See the UPP Descriptor Parameters section for more details.
ned	O	array of ned descriptor	List of Network Element Drivers (NED) applicable for this VDU, used for UGP CF VDU. See the NED Descriptor Parameters section for more details.



Parameter	Required	Type	Description
login-credential	O*	secure-token	Login credential for the VDU. It is required for UAS modules, ESC, EM, and CF. It is optional for UP.
netconf-credential	O	secure-token	NETCONF credential to authenticate over API. It is required only for ESC.
scm	O*	secure-token	Service Configuration Manager Secure token. It is required for VNF-EM and UAS.
authorized-key	O	secure-token	SSH keys used to login to this VDU.
configuration	O	array of configuration descriptor	Array of configuration descriptor. See the VDU Configuration Descriptor Parameters section for details.
image	M	image descriptor	VDU image parameters. See the following section for more details.
vnf-rack	O	reference	VNF Rack reference. This is used to inherit host-aggregate for placement on VIM.
vnf-package	O	reference	VNF Package reference to provide VDU image and configuration. See the VDU VNF-Package Parameters section for more details.
volume	O	array of volume descriptor	List of volume descriptors to be used at VDU level. All the VNFC instances inheriting this VDU will have these set of descriptors. See the VDU Volume Descriptor Parameters for details.
* - Denotes the default requirement of the attribute. However, it can be modified from (O)ptional to (M)andatory or (M)andatory to (O)ptional depending on use case scenario.			

### VDU Image Descriptor Parameters

Parameter	Required	Type	Description
image-type	M	choice string	Image source type. It can be one of the following: <ul style="list-style-type: none"> <li>url: Image source via network URL.</li> <li>package: Image is used from VNF package.</li> </ul>
url	M*	url	External URL to get the image. This is required when image-type is URL.
vnf-package	M*	empty	
* - Denotes the default requirement of the attribute. However, it can be modified from (O)ptional to (M)andatory or (M)andatory to (O)ptional depending on use case scenario.			

### VDU VNF-Package Parameters

Parameter	Required	Type	Description
primary	M	image descriptor	Primary image to be used for deployment.
secondary	O	image descriptor	Secondary image used in the case of any failure while deploying primary. This field is specifically used while updating the image with a "primary" package.

### VDU Volume Descriptor Parameters

These are a set of volume descriptors defined at VDU level. These volumes are used to provide boot disk as well one or more storage disks. You can define volume descriptors at VDU level and any VNFC using this VDU descriptor gets those volumes inherited. The UAS automatically creates these volumes based on descriptors and passes to VNFC instances. Alternatively, you can also use pre-created volumes those are defined at VNFD level.

Parameter	Required	Type	Description
volume-id	M	string	Unique ID assigned for this volume descriptor.
type	M	string	The existing type of volume on VIM.
size	M	int32	Size of volume in GB.
bus	O	choice string	PCI bus interface that is to be used while attaching the OS disk to the domain. Currently supported bus types are IDE ("ide"), SCSI ("scsi") and VIRTIO ("virtio"). Default value is set to "ide".
bootable	O	bool	Flag to indicate if it is a bootable volume. Default is "false". This must be true for boot volume. The UAS uses the VDU image to create bootable volume.
preserve-on-upgrade	O	bool	During upgrade, there is a requirement where volumes need to be preserved as the storage volumes might have data that requires to be preserved during upgrade. If this flag is set to true, the UAS does not destroy the volume during VNF deactivation, instead it preserves it and re-attaches to the VDU after redeployment. That way, storage data is not lost during upgrade. This is specifically useful for VDUs like UGP CF to preserve the Call Data Records (CDRs).

### VDU Configuration Descriptor Parameters

These are a list of day-zero metadata passed to VDU. These day-zero and day-one files are treated as templates, that is, these files can have \$ defined variables. The UAS and VNF-EM populate with the values defined at VDU level or VNFD level.

Parameter	Required	Type	Description
destination-path	M	string	Destination path. This is the mounted location of the file within VNFC instance inheriting this VDU.
initialization-variable	O	array of type:value	List of day-zero variable initializations that are common across all instances for this specific configuration file.
apply-at	O	choice string	Shows how VNF-EM applies this configuration. <ul style="list-style-type: none"> <li>day-zero: Configuration is passed to VDU at day-0 using configuration drive.</li> <li>day-one: Configuration is applied at day-one using NED. This is useful when a VDU does not support configuration drive.</li> </ul> By default, configuration is passed as configuration drive.
source	M	choice string	Source type. The options are as follows: <ul style="list-style-type: none"> <li>url: UAS receives this file over a network based URL such as http, ftp, etc.</li> <li>package: configuration file from the package.</li> </ul>
source-url	M*	url	Source URL for the configuration file. This is required only when source choice is "url".
package	M*	reference	Reference to one of the configuration files from the VNF Package descriptor. This is only required when source type is "package".
* - Denotes the default requirement of the attribute. However, it can be modified from (O)ptional to (M)andatory or (M)andatory to (O)ptional depending on use case scenario.			

### NED Descriptor Parameters

Network Element Driver (NED) is used by VNF-EM to connect to device in order to manage. VNF-EM uses this channel to push configuration to the device, pulls operational state and KPIs from the device.

Parameter	Required	Type	Description
ned-type	O	choice string	Supported types of Network Element Driver. It can be one of the following: <ul style="list-style-type: none"> <li>netconf: NETCONF based on network element driver</li> <li>cli: CLI Based on network element driver</li> <li>snmp: SNMP Based network element driver</li> </ul>
ned-id	M	string	Unique identifier for NED. It is mandatory only when a NED is associated to the VDU. This NED-ID is predefined and VNF-EM uses this ID to identify the device.
port-number	M	int16	Port number used in VNF-EM to mount the device.
authentication	M	secure-token	Reference to secure token used to authenticate device.

### UPP Descriptor Parameters

Parameter	Required	Type	Description
cores	O	percent	Percentage of virtual CPUs assigned for DPDK task in Ultra Packet Processor. Default value is 30%.
crypto-cores	O	percent	Percentage of virtual CPUs assigned for DPDK task to handle software crypto. Default value is 0.
service-mode	O	choice string	Service type for Ultra-Packet-Gateway (UGP). It can be one of the following: <ul style="list-style-type: none"> <li>vpc: UPP Packet core for gateway deployments</li> <li>usf: Ultra-Services Framework (Gi-LAN) deployment.</li> <li>epdg: EPDG Gateway</li> </ul> Default value is "vpc".
disable-mcdma	O	bool	Disable MCDMA threads. It is disabled on NF/AF cards by default.
enable-vnpu	O	bool	Run DPDK task in IO/VNPU mode for optimum performance. By default, it is "false".
disable-numa	O	bool	Disable NUMA optimizations forcefully even when multiple sockets are presented to the VM. Default is "false".

### VDU Flavor Descriptor Parameters

Parameter	Required	Type	Description
vcpus	M	uint16	Number of virtual CPUs to use.
ram	M	uint32	Amount of RAM to use (in megabytes).
root-disk	M	uint16	Amount of disk space (in gigabytes) to use for the root (/) partition.
ephemeral-disk	O	uint16	Amount of disk space (in gigabytes) to use for the ephemeral partition.
swap-disk	O	uint32	Amount of swap space (in megabytes) to use.
huge-page-size	O	choice string	Huge page size. It can be one of the following options: <ul style="list-style-type: none"> <li>small: The smallest page size is used, for example, 4 KB on x86.</li> <li>large: Use large page sizes only for guest RAM, for example, either 2MB, 1GB on x86.</li> <li>any: It is left to the compute driver to decide. In this case, the libvirt driver might try to find large pages, but fall back to small pages. Other drivers may choose alternate policies if any.</li> </ul>

Parameter	Required	Type	Description
cpu-policy	O	choice string	<p>CPU pinning policy. For the libvirt driver, you can pin the virtual CPUs (vCPUs) of instances to the hosts physical CPU cores (pCPUs) using properties. You can further refine this by stating how hardware CPU threads in a simultaneous multi-threading-based (SMT) architecture be used. These configurations will result in improved per-instance determinism and performance.</p> <p>It can be any one from the following policies:</p> <ul style="list-style-type: none"> <li>shared: The guest vCPUs will be allowed to freely float across host pCPUs, albeit potentially constrained by NUMA policy."</li> <li>dedicated: The guest vCPUs will be strictly pinned to a set of host pCPUs. In the absence of an explicit vCPU topology request, the drivers typically expose all vCPUs as sockets with one core and one thread. When strict CPU pinning is in effect the guest CPU topology will be setup to match the topology of the CPUs to which it is pinned. This option implies an overcommit ratio of 1.0. For example, if a two vCPU guest is pinned to a single host core with two threads, then the guest will get a topology of one socket, one core, and threads.</li> </ul> <p>Default policy is "shared".</p>
cpu-thread-policy	O	choice string	<p>CPU thread scheduling policy for hype-threaded CPUs. It can be any one from the following policies:</p> <ul style="list-style-type: none"> <li>prefer: The host may or may not have an SMT architecture. Where an SMT architecture is present, thread siblings are preferred.</li> <li>isolate: The host must not have an SMT architecture or must emulate a non-SMT architecture. If the host does not have an SMT architecture, each vCPU is placed on a different core as expected. If the host does have an SMT architecture - that is, one or more cores have thread siblings - then each vCPU is placed on a different physical core. No vCPUs from other guests are placed on the same core. All but one thread sibling on each utilized core is therefore guaranteed to be unusable.</li> <li>require: The host must have an SMT architecture. Each vCPU is allocated on thread siblings. If the host does not have an SMT architecture, then it is not used. If the host has an SMT architecture, but not enough cores with free thread siblings are available, then scheduling fails.</li> </ul>
numa-nodes	O	array of numa descriptor	List of Numa Node Descriptor. See the following section for more details.
cpu-topology	O	cpu-topology	CPU Topology descriptor. See the following section for more details.
host-aggregate	O	reference	Reference to host-aggregate from VNF Rack.

### NUMA Descriptor Parameters

Specifies the number of host NUMA nodes to restrict execution of instance vCPU threads. If not specified, the vCPU threads can run on any number of the available host NUMA nodes.

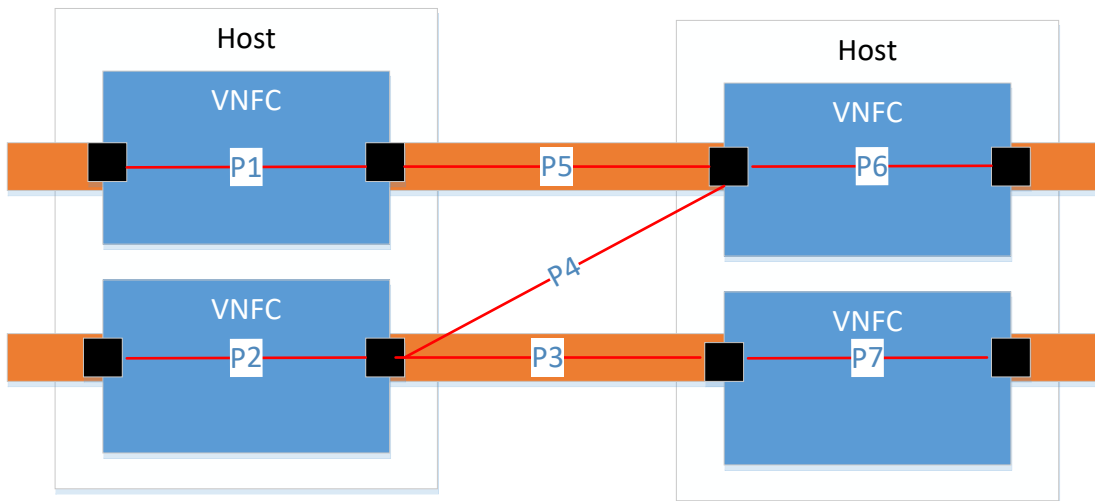
Parameter	Required	Type	Description
numa-node-id	M	string	NUMA node ID.
flavor-cores	O	array of int32	A list of instance vCPUs to map to instance NUMA node are evenly divided among available NUMA nodes. If not, it is divided among available NUMA nodes.
flavor-memory	O	int32	The number of MB of instance memory to map to instance NUMA node N. If not specified, memory is evenly divided among available NUMA nodes.

### CPU Topology Descriptor Parameters

For the libvirt driver, you can define the topology of the processors in the virtual machine using properties. The n, select the properties with max limit using the image properties.

Parameter	Required	Type	Description
flavor-sockets	O	uint32	The number of sockets for the guest VM. By default, this is set to the number of vCPUs requested.
flavor-cores	O	uint32	The number of cores per socket for the guest VM. By default, this is set to 1.
flavor-threads	O	uint32	The number of threads per core for the guest VM. By default, this is set to 1.

### USF Descriptor Parameters



- Endpoint set(Host, VNFC, connection-point)
- VDU Path (P1, P2, P3, P4, P5, P6, P7) set of endpoints
- Networking Forwarding Path (NFP) set of VDU paths.  
 NFP1 : P1 -> P5 -> P6, NFP2: P2 -> P3 -> P6, NFP3: P2-> P3 -> P7

Service Function Chain, set of Network Forwarding Path.  
 SFC1: NFP1, NFP2, NFP3 SFC2: NFVP1, SFC3: NFP1, NFP3

USF is implemented as a separate element group and depending on service chaining, there can be one or more element groups to provide service chaining. There are two kinds of deployment:

- One Element group per host - In this mode, all VDUs of the element group are placed on the same host. Multiple instances of the same element group are deployed to meet required scale and to provide redundancy. For more details, see the *Ultra Services Framework Deployment Guide*.
- One Element group spawned across multiple hosts - In this mode, VDUs pertaining to one element group are placed across multiple hosts.

The decision whether to use single host element group or multi-host element group depends on several factors including:

- Subscriber stickiness - When multiple instances of element group are deployed to meet the required scale, there are several paths called Network Forwarding Path (NFP) to provide the same service. The selection of the NFP path depends on factors like stickiness where it is required to make sure flows pertaining to a given subscriber use the same forwarding path. The other criteria might be based on load at a given time.
- The availability of resources to deploy a given service - There might be situations where single server cannot provide enough resources to deploy a network service hence you should design service element group across multiple hosts.

Parameter	Required	Type	Description
service-element-group-id	M	string	Unique ID assigned to service element group.
number-of-instances	O	int32	Number of instances for this element group. By default, the value is set to 1.
host	M	array of host descriptor	List of one or more host descriptors to layout element group. See the following section for more details.

### USF Host Descriptor Parameters

This is a logical host mapping to overlay USF element group.

Parameter	Required	Type	Description
host-id	M	string	Logical host ID.
vnfc	M	array of VNFC	List of VNFC used to form the service element group.
vdu-path	M	array of vdu-path descriptor	List of VDU paths. See the following section for more details.
network-forwarding-path	M	array of network forwarding path descriptor	List of network forwarding path where each Network Forwarding Path is a set of VDU path.
service-function-chain	M	array of service function chain descriptor	List of Service function chain descriptors where each Service Function Chain (SFC) descriptor is a set of Network Forwarding Paths (NFP).

### USD Network Forwarding Path (NFP) Descriptor Parameters

Parameter	Required	Type	Description
nfp-id	M	string	Unique ID assigned to Network Forwarding Path (NFP).
ref-type	M	choice string	Reference type. This NFP either refers to another NFP "vdu-path-refs-from-nfp" or new NFP created with the set of VDU Paths "vdu-path-refs".
vdu-path-refs-from-nfp	M*	reference	Inherit network-forwarding-path from the existing NFP. This is a required configuration when ref-type is set to "vdu-path-refs-from-nfp".
vdu-path-ref	M*	array of reference	Create new NFP based on set of VDU path.
* - Denotes the default requirement of the attribute. However, it can be modified from (O)ptional to (M)andatory or (M)andatory to (O)ptional depending on use case scenario.			

### USF VDU Path Descriptor Parameters

This is used to define a set of endpoints. An endpoint is named tuple to refer to a connection point on a specific VNFC placed to a specific host.

Parameter	Required	Type	Description
vdu-path-id	M	string	Unique VDU path ID.
endpoint	M	array of endpoint descriptor	One or more set of endpoints to create this logic VDU path. See the following section for more details.

### USF VDU Path Endpoint Descriptor Parameters

Parameter	Required	Type	Description
host-ref	M	reference	Reference to logical host.
vdu	M	reference	Reference to VNFC within that logical host.
if-ref	M	reference	Reference to connection point from the VNFC within this endpoint domain.

### USF Service Function Chain Descriptor Parameters

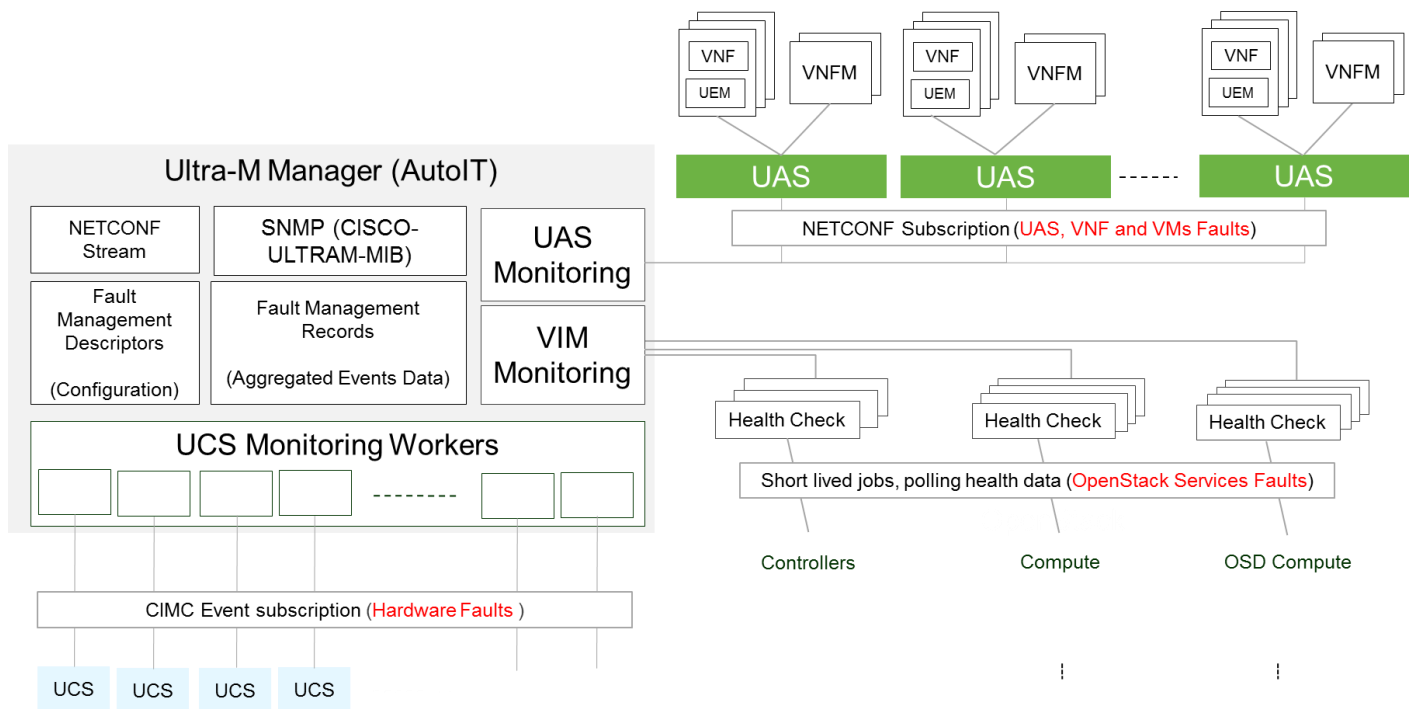
Parameter	Required	Type	Description
sfc-id	M	string	Unique ID assigned to this Service Function Chain.
network-forwarding-path-ref	M	array of reference	List of Network Forwarding Path (NFP) reference to form the Service Function Chain (SFC).

# Fault Management Descriptor Configuration

Fault management system defines a set of descriptors to monitor the different aspects of overall system. Following are the set of functional domains what UAS is targeted to monitor.

- VIM services
- Physical servers
- Router / switches
- VNFs including UAS

## Monitoring Services

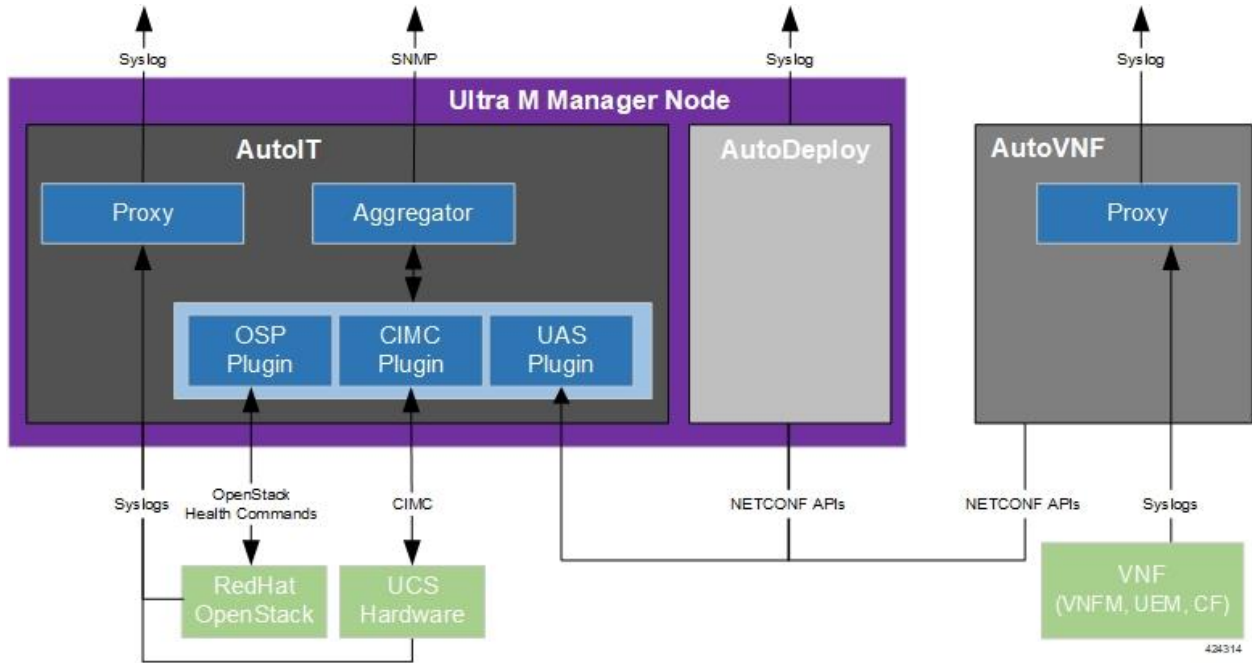


The UAS provides a set of functions to monitor different components including:

- Health of OpenStack services
- Health of UCS servers
- Health of VNFC instances
- HA state of VNF cluster



## Log Collection and Aggregation



Syslog configuration for UCS and Openstack is part of FMD which is pushed through FMD activation. The UAS aggregates these logs in AutoIT and sends them to external remote syslog server. Also, UCS and Openstack can be configured to push the syslog to external remote syslog server if the external syslog server is reachable from UCS and Openstack.

Syslog configuration is part of VNF which is automatically pushed to VDUs. Syslog is a transport used to pull all the logs from different modules. The UAS aggregates these logs at centralized location as part of AutoIT and send these logs to external remote syslog server. Also, the VDUs can directly push the syslog to external remote syslog server if the external syslog server is reachable from the configured VDU.

This is a sample SNMP notification generated by fault management process for CEPH fault.

```
--SNMP logs collected at NMS--
Nov 20 15:51:36 localhost snmptrapd[1563]: 2017-11-20 15:51:36 <UNKNOWN> [UDP:
[10.105.248.224]:55633->[10.105.248.149]:162]:#012DISMAN-EVENT-MIB::sysUpTimeInstance = Timeticks:
(1) 0:00:00.01#011SNMPv2-MIB::snmpTrapOID.0 = OID: SNMPv2-SMI::enterprises.9.9.849.0.1#011SNMPv2-
SMI::enterprises.9.9.849.1.1.1.3.15.98.108.114.110.115.100.49.45.98.108.114.102.109.100.49.24 =
STRING: "blrnfvipop"#011SNMPv2-SMI::enter-
prises.9.9.849.1.1.1.4.15.98.108.114.110.115.100.49.45.98.108.114.102.109.100.49.24 = INTEGER:
3#011SNMPv2-SMI::enter-
prises.9.9.849.1.1.1.5.15.98.108.114.110.115.100.49.45.98.108.114.102.109.100.49.24 = STRING: "blrt-
est-compute-1: ceph:status"#011SNMPv2-SMI::enter-
prises.9.9.849.1.1.1.6.15.98.108.114.110.115.100.49.45.98.108.114.102.109.100.49.24 = Hex-STRING: 07
E1 0B 14 14 33 23 09 2B 00 00 #011SNMPv2-SMI::enter-
prises.9.9.849.1.1.1.7.15.98.108.114.110.115.100.49.45.98.108.114.102.109.100.49.24 = INTEGER:
1#011SNMPv2-SMI::enter-
prises.9.9.849.1.1.1.8.15.98.108.114.110.115.100.49.45.98.108.114.102.109.100.49.24 = INTEGER:
8#011SNMPv2-SMI::enter-
prises.9.9.849.1.1.1.9.15.98.108.114.110.115.100.49.45.98.108.114.102.109.100.49.24 = STRING: "CEPH
Status not healthy"
```

## Fault Management Operational Data

The UAS creates fault events as operational data in the following format:

Parameter	Required	Type	Description
fmr-id	M	string	Unique ID assigned to Fault Management Descriptor.
snmp-engine-id	O	string	SNMP engine ID which is used by local SNMP agent.
domain	O	array of domain summary	List of number of active and clear faults for all domains.
fault	O	array of fault entries	List of active faults from NFVI, VIM, UAS domain.
vim-service	O	array of VIM Services status	List of VIM services health status descriptor.
nfvi-node	O	array of NFVI Node Status	List of NFVI node health status descriptor.
nsd	O	array of Network Service Status	List of network service health status descriptor.

### Domain Summary Descriptor Parameters

Parameter	Required	Type	Description
domain-id	M	choice string	Fault domain on which this fault is occurring. It can be one of the following: <ul style="list-style-type: none"> <li>• hardware: Hardware including servers, L2/L3 elements</li> <li>• vim: VIM manager such as OpenStack</li> <li>• uas: Ultra Automation Services modules</li> <li>• vnf: VNF Manager</li> <li>• vnf-em: Ultra VNF Element Manager</li> <li>• vnf: Ultra VNF</li> </ul>
active-faults	O	uint32	Number of active fault count for the domain.
clear-faults	O	uint32	Number of clear fault count for the domain.

### Fault Entry Descriptor Parameters

Parameter	Required	Type	Description
index	M	uint32	Uniquely identifies a specific instance of a fault at network service level.
nfv-id	M	string (1..512)	Uniquely identifies the Ultra-M PoD on which this fault is occurring.
domain	M	choice string	Fault domain on which this fault is occurring. It can be one of the following: <ul style="list-style-type: none"> <li>• hardware: Hardware including servers, L2/L3 elements</li> <li>• vim: VIM manager such as OpenStack</li> <li>• uas: Ultra Automation Services modules</li> <li>• vnfm: VNF Manager</li> <li>• vnf-em: Ultra VNF Element Manager</li> <li>• vnf: Ultra VNF</li> </ul>
source	M	string (1..512)	Uniquely identifies the resource with the fault domain where this fault is occurring.
time	M	yang:date-and-time	The date and time when the fault was occurred.
severity	M	choice string	Perceived severity of the fault. It can be one of the following: <ul style="list-style-type: none"> <li>• emergency: System level FAULT impact</li> <li>• critical: Critical fault specific to VNF/service.</li> <li>• major: Component level failure within VNF/service.</li> <li>• alert: Warning condition for a service/VNF, may eventually impact service.</li> <li>• informational: Informational only, does not impact service.</li> </ul>
code	M	choice string	Code which uniquely identifies the fault class. The options are as follows: <ul style="list-style-type: none"> <li>• other: Other events.</li> <li>• network-connectivity: Network Connectivity failure events.</li> <li>• resource-usage: Resource Usage Exhausted event.</li> <li>• resource-threshold: Resource Threshold crossing alarms.</li> <li>• hardware-failure: Hardware Failure Events.</li> <li>• security-violation: Security violation alerts.</li> <li>• configuration: Config error events.</li> <li>• service-failure: Process/Service failures.</li> </ul>
description	M	string (1..2048)	Human-readable message providing details about the fault.

### VIM Service Status Descriptor Parameters

Parameter	Required	Type	Description
service-id	M	string	Unique identifier of VIM service.
status	M	choice string	Service health status. The following are the status indicators: <ul style="list-style-type: none"> <li>• :-) – Healthy</li> <li>• XXX – Faulty</li> </ul>
last-event	M	string	Last fault event occurred on this service.

### NFVI Node Status Descriptor Parameters

Parameter	Required	Type	Description
node-id	M	string	Unique identifier of NFVI node.
status	M	choice string	Service health status. The following are the status indicators: <ul style="list-style-type: none"> <li>• :-) – Healthy</li> <li>• XXX – Faulty</li> </ul>
last-event	M	string	Last fault event occurred on this service.

### Network Service Status Descriptor Parameters

Parameter	Required	Type	Description
nsd-id	M	string	Unique identifier of network service.
vnfd	O	array of VNFD health status	List of VNFD health status.
vnfc	O	array of VNFC health status	List of VNFC health status.

### VNFD Status Descriptor Parameters

Parameter	Required	Type	Description
vnfd-id	M	string	Unique identifier of VNFD.
status	M	choice string	Service health status. The following are the status indicators: <ul style="list-style-type: none"> <li>• :-) – Healthy</li> <li>• XXX – Faulty</li> </ul>
last-event	M	string	Last fault event occurred on this service.

### VNFC Status Descriptor Parameters

Parameter	Required	Type	Description
vnfc-id	M	string	Unique identifier of VNFC.
status	M	choice string	Service health status. The following are the status indicators: <ul style="list-style-type: none"> <li>• :-) – Healthy</li> <li>• XXX – Faulty</li> </ul>
last-event	M	string	Last fault event occurred on this service.

### Fault Notification Descriptor Parameters

The UAS can send the service faults over NETCONF notification.

Parameter	Required	Type	Description
fmr-id	M	string	Unique ID assigned to Fault Management Descriptor.
index	M	uint32	Uniquely identifies a specific instance of a fault at network service level.
nfv-id	M	string (1..512)	Uniquely identifies the Ultra-M PoD on which this fault is occurring.
domain	M	choice string	Fault domain on which this fault is occurring. It can be one of the following: <ul style="list-style-type: none"> <li>• hardware: Hardware including servers, L2/L3 elements</li> <li>• vim: VIM manager such as OpenStack</li> <li>• uas: Ultra Automation Services modules</li> <li>• vnfm: VNF Manager</li> <li>• vnf-em: Ultra VNF Element Manager</li> <li>• vnf: Ultra VNF</li> </ul>
source	M	string (1..512)	Uniquely identifies the resource with the fault domain where this fault is occurring.
time	M	yang:date-and-time	The date and time when the fault was occurred.
severity	choice string	M	Perceived severity of the fault. It can be one of the following: <ul style="list-style-type: none"> <li>• emergency: System level FAULT impact</li> <li>• critical: Critical fault specific to VNF/service.</li> <li>• major: Component level failure within VNF/service.</li> <li>• alert: Warning condition for a service/VNF, may eventually impact service.</li> <li>• informational: Informational only, does not impact service.</li> </ul>

Parameter	Required	Type	Description
code	choice string	M	Code which uniquely identifies the fault class. The options are as follows: <ul style="list-style-type: none"> <li>• other: Other events.</li> <li>• network-connectivity: Network Connectivity failure events.</li> <li>• resource-usage: Resource Usage Exhausted event.</li> <li>• resource-threshold: Resource Threshold crossing alarms.</li> <li>• hardware-failure: Hardware Failure Events.</li> <li>• security-violation: Security violation alerts.</li> <li>• configuration: Config error events.</li> <li>• service-failure: Process/Service failures.</li> </ul>
description	M	string (1..2048)	Human-readable message providing details about the fault.

This is a sample NETCONF notification generated by fault management process for CEPH fault.

```
<notification xmlns="urn:ietf:params:xml:ns:netconf:notification:1.0">
<eventTime>2017-11-29T12:43:01.432732+00:00</eventTime>
  <fault-management-event xmlns="http://www.cisco.com/usp/nfv/usp-fmr">
    <fmr-id>blrnsd1-blrfmdl</fmr-id>
    <index>24</index>
    <nfv-id>blrnfvipop1</blrnfvipop>
    <domain>vim</domain>
    <source>blrtest-compute-1:ceph:status</source>
    <time>2017-11-20T20:51:35.016748-00:00</time>
    <severity>emergency</severity>
    <code>service-failure</code>
    <description>CEPH Status not healthy</description>
  </fault-management-event>
</notification>
```

## Operations

### Configuring FMD

**Operation:** edit-config

**Namespace:** fmd xmlns="http://www.cisco.com/usp/nfv/usp-fmd"

**Parameters:**

Parameter	Required	Type	Description
fmd-id	M	string (1..16)	Unique ID assigned to Fault Management Descriptor.
domain	O	array of domain descriptor	List of domain configuration used to monitor faults and configure syslog. See the <a href="#">Domain Descriptor Parameters</a> for more details. By default, all the domains are enabled for monitoring faults.
severity	O	choice string	Severity level to control the fault reporting. By default, it is set to "informational".
vim-type	O	choice string	Type of virtualized infrastructure manager deployment. Allowed values are the following. <ul style="list-style-type: none"> <li>• OSP10 – Redhat based Openstack Platform 10 VIM</li> <li>• CVIM – Cisco Virtualised Infrastructure Manager</li> <li>• VCD – VMWare Cloud Director VIM</li> </ul> By default, it is set to "OSP10".
snmp	O	descriptor	SNMP parameters configuration. See the SNMP Descriptor Parameters for more details.
vim-param	O	vim-param descriptor	VIM level fault monitoring configuration. See the <a href="#">VIM Descriptor Parameters</a> for more details.

**Domain Descriptor Parameters**

The UAS monitors the faults and configures remote syslog for a specific domain.

Parameter	Required	Type	Description
type	M	string	Fault domain to enable monitoring faults and syslog.
monitoring	O	monitoring descriptor	Monitoring parameters. See the <a href="#">Monitor Descriptor Parameters</a> for more details.
syslog	O	syslog descriptor	Remote syslog parameters. Applicable to only hardware and vim domain. See the <a href="#">Syslog Descriptor Parameters</a> for more details.

**Monitoring Descriptor Parameters**

Parameter	Required	Type	Description
enabled	O	boolean	Enables/disables monitoring the faults. By default, it is set to "true".
suppress-hw-affected-dn	O	Array of strings	The affectedDNs for which faults should not be raised. Applicable to only hardware domain.
suppress-hw-fault-id	O	Array of strings	The fault IDs for which faults should not be raised. Applicable to only hardware domain.
suppress-uas-fault	O	Array of strings	This can be one of the following: <ul style="list-style-type: none"> <li>• overall: Applicable to all domains</li> <li>• api-endpoint: Applicable to only vnf-EM domain</li> <li>• ha-event: Applicable to uas and vnf-EM domain</li> <li>• cluster-ha: Applicable to uas and vnf-EM domain</li> </ul>
vim-param	O	vim-param descriptor	VIM level fault monitoring configuration. See the <a href="#">VIM Descriptor Parameters</a> for more details.

### VIM Descriptor Parameters

These are the set of parameters that can be customized for UAS to monitor VIM. Most of these parameters are built around OpenStack as that's the only VIM UAS supports currently.



Parameter	Required	Type	Description
controller-count	O	uint8	Number of controller nodes. By default, the value is set to 3. UAS uses this configuration to monitor OpenStack cluster via PCS.
disk-threshold	O	percent	Threshold to generate events if disk usage goes beyond this threshold. UAS uses this threshold configuration to monitor disks via CEPH.
osd-count	O	uint16	Number of OSD nodes which are hosting storage. UAS uses this configuration to monitor storage overall health via CEPH.
ntp-skew-threshold	O	uint16	Maximum allowed NTP skew in mili-seconds. UAS monitors NTP time synchronization and it will report the issue if NTP skew exceeds than this threshold. Default value is set to 100ms.
module	O	array of strings	<p>List of VIM modules to monitor the health. The UAS has the following set of modules and it monitors the health for each module by default.</p> <ul style="list-style-type: none"> <li>• ceph</li> <li>• cinder</li> <li>• nova</li> <li>• pcs</li> <li>• rabbitmqctl</li> <li>• neutron</li> <li>• ntpdc</li> <li>• systemctl</li> </ul> <p>systemctl is used to monitor the health of different services via system-d bus.</p>

service	O	array of strings	<p>List of services on different types of nodes. Following are the set of services that UAS monitors by default via system-d bus. You can add/delete services to/from the list for a given type of node. You can enable/disable the class of service on need basis.</p> <p>controller:</p> <ul style="list-style-type: none"> <li>• cinder</li> <li>• glance</li> <li>• heat</li> <li>• heat-api</li> <li>• nova swift</li> <li>• swift-account</li> <li>• swift-container</li> <li>• ntpd</li> <li>• mongod</li> <li>• memcached</li> <li>• neutron-dhcp-agent</li> <li>• neutron-l3-agent</li> <li>• neutron-metadata-agent</li> <li>• neutron-openvswitch-agent</li> <li>• neutron-server</li> <li>• httpd</li> </ul> <p>compute:</p> <ul style="list-style-type: none"> <li>• ceph-mon.target</li> <li>• ceph-radosgw.target</li> <li>• ceph.target</li> <li>• openvswitch</li> <li>• neutron-sriov-nic-agent</li> <li>• neutron-openvswitch-agent</li> <li>• ntpd</li> <li>• nova-compute</li> <li>• libvirtd</li> </ul> <p>OSD compute:</p> <ul style="list-style-type: none"> <li>• ceph-mon.target</li> <li>• ceph-radosgw.target</li> <li>• ceph.target</li> <li>• openvswitch</li> <li>• neutron-sriov-nic-agent</li> <li>• neutron-openvswitch-agent</li> <li>• ntpd</li> <li>• nova-compute</li> <li>• libvirtd</li> </ul>
---------	---	------------------	--

**Syslog Descriptor Parameters**

Parameter	Required	Type	Description
server-type	M	choice string	Server type. It can be one of the following: <ul style="list-style-type: none"> <li>• uas-proxy</li> <li>• server</li> </ul>
uas-proxy	M*	null	UAS proxy for capturing the syslog of configured domain in UAS. In this case, it is AutoIT.
severity	O*	uint8	Severity of syslog messages. This parameter is present if the server type is uas-proxy. It can be one of the following: <ul style="list-style-type: none"> <li>• 0: emerg, panic</li> <li>• 1: alert</li> <li>• 2: crit</li> <li>• 3: err.error</li> <li>• 4: warning, warn</li> <li>• 5: notice</li> <li>• 6: info</li> <li>• 7: debug</li> </ul> By default, this value is set to 6.
server	M*	Array of server descriptor	List of external servers for capturing the syslogs for the configured domain. See the following table for more details.
* - Denotes the default requirement of the attribute. However, it can be modified from (O)ptional to (M)andatory or (M)andatory to (O)ptional depending on use case scenario.			

**Server Descriptor Parameters**

The server is configured to capture the syslog messages of configured domain in the external syslog server(s).

**Note:** The external server(s) should be reachable from the component(s) of configured domain.

Parameter	Required	Type	Description
ip-address	M	ip-address	External server IP address
port	O	uint16	Port number to be used for sending the syslog. By default, it is set to 514.
severity	O	uint8	Severity of syslog messages. It can be one of the following: <ul style="list-style-type: none"> <li>• 0: emerg, panic</li> <li>• 1: alert</li> <li>• 2: crit</li> <li>• 3: err.error</li> <li>• 4: warning, warn</li> <li>• 5: notice</li> <li>• 6: info</li> <li>• 7: debug</li> </ul> By default, this value is set to 6.

**SNMP Descriptor Parameters**

The UAS sends the service faults over SNMP via SNMP traps and notifications. The SNMP CISCO-ULTRAM-MIB defines the protocol OIDs to send SNMP traps. The UAS also provides backend for SNMP agent and the remote SNMP manager fetches the faults using SNMP.

Parameter	Required	Type	Description
enterprise-id	M	uint16	IANA assigned enterprise number.
v2c	O	SNMPV2c descriptor	SNMP V2 parameters.
v3	O	SNMPV3 Descriptor	SNMP V3 parameters

**SNMPv2 Configuration Descriptor Parameters:**

Parameter	Required	Type	Description
enabled	O	bool	Enable SNMPv2 based agent.
community	O	string (1..32)	Community string to access SNMP agent via SNMP V2C community based authentication.
target	O	array of SNMP Targets	List of SNMP targets to receive SNMP traps for faults. See the following section for more details.

**SNMPv2c Target Descriptor Parameters:**

Parameter	Required	Type	Description
ip-address	M	ip-address	IP address of remote SNMP NMS server.
community	O	string (1..32)	Community string to access authenticate trap server for SNMPv2c. By default community string is set to "public".
port	O	uint16	Port number to send trap to remove end. By default port is set to standard SNMP trap port - 162.

**SNMPv3 Configuration Descriptor Parameters:**

Parameter	Required	Type	Description
enabled	O	bool	Enable/disable SNMP V3 based agent.
user	M	reference	Reference to SNMP user descriptor for V3 agent. See the following section for more details.
target	O	array of SNMPv3 target descriptors	List of SNMPV3 descriptors to receive V3 traps.

**SNMPv3 User Descriptor Parameters:**

Parameter	Required	Type	Description
name	M	string (1..16)	SNMP user name.
auth	O	SNMPV3 authentication descriptor	SNMPV3 authentication parameter.
priv	O	SNMPV3 privacy parameters	SNMPV3 privacy parameters.

**SNMPv3 Authentication Parameters:**

Parameter	Required	Type	Description
protocol	M	choice string	Authentication protocol. It can be one of the following: <ul style="list-style-type: none"> <li>• none</li> <li>• md5</li> <li>• sha-96</li> </ul>
none	M*	string	None. Authentication mechanism is not used.
md5	M*	string	HMAC-MD5-96 Digest authentication protocol key. It is only required when the selected protocol is "md5".
sha-96	M*	string	HMAC-SHA-96 Digest authentication protocol key. It is only required when the selected protocol is "sha-96".
* - Denotes the default requirement of the attribute. However, it can be modified from (O)ptional to (M)andatory or (M)andatory to (O)ptional depending on use case scenario.			

**SNMPv3 Privacy Parameters:**

Parameter	Required	Type	Description
protocol	M	choice string	Encryption protocol. It should be one of the choices from "none", "cbc-des", "des3ede", "aes-cfb-128", "aes-cfb-192" or "aes-cfb-256".
None	M*	string	None. Encryption mechanism is not used.
cbc-des	M*	string	Encryption key to be used with CBC-DES symmetric encryption protocol. It is only required when the selected protocol is "des3-cbc".
des3ede	M*	string	Encryption key to be used with 3DES-EDE symmetric encryption protocol. It is only required when the selected protocol is "des3-cbc".
aes-cfb-128	M*	string	Encryption key to be used with AEC CFB 128 bits mode. It is only required when the selected protocol is "aes-cfb-128".
aes-cfb-192	M*	string	Encryption key to be used with AEC CFB 192 bits mode. It is only required when the selected protocol is "aes-cfb-192".
aes-cfb-256	M*	string	Encryption key to be used with AEC CFB 256 bits mode. It is only required when the selected protocol is "aes-cfb-256".
* - Denotes the default requirement of the attribute. However, it can be modified from (O)ptional to (M)andatory or (M)andatory to (O)ptional depending on use case scenario.			

**SNMPv3 Target Descriptor Parameters:**

Parameter	Required	Type	Description
ip-address	M	ip-address	IP address of remote SNMP NMS server.
user	M	reference	Reference to SNMP user.
port	O	uint16	Port number to send trap to remove end. By default port is set to standard SNMP trap port - 162.

**Example RPC**

```

<nc:rpc message-id="urn:uuid:f49e76f0-bebf-4597-8eed-7660ab9996f7"
xmlns:nc="urn:ietf:params:xml:ns:netconf:base:1.0">
  <nc:edit-config>
    <nc:target>
      <nc:running/>
    </nc:target>
    <config>
      <nsd xmlns="http://www.cisco.com/usp/nfv/usp-nsds">
        <nsd-id>blnrnsd1</nsd-id>
        <fmd>blrfmd1</fmd>
      </nsd>
      <snmp-user xmlns="http://www.cisco.com/usp/nfv/usp-fmd">
        <name>test</name>
        <auth>
          <md5>Cisco@123</md5>
        </auth>
        <priv>
          <cbc-des>Cisco@123cbc-des<
        </priv>
      </snmp-user>
      <fmd xmlns="http://www.cisco.com/usp/nfv/usp-fmd">
        <fmd-id>fmd-blr</fmd-id>
        <snmp>
          <enterprise-id>9</enterprise-id>
        </snmp>
      </fmd>
    </config>
  </nc:edit-config>
</nc:rpc>

```

```
    <v2c>
      <enabled>true</enabled>
      <target>
        <ip-address>10.105.159.172</ip-address>
        <port>162</port>
        <community>public</community>
      </target>
    </v2c>
    <v3>
      <enabled>true</enabled>
      <user>test</user>
      <target>
        <ip-address>10.105.159.172</ip-address>
        <port>162</port>
        <user>test</user>
      </target>
    </v3>
  </snmp>
</fmd>
</config>
</nc:edit-config>
</nc:rpc>
```

### Example Output

```
<rpc-reply xmlns:nc="urn:ietf:params:xml:ns:netconf:base:1.0" message-id="urn:uuid:f49e76f0-bebf-4597-8eed-7660ab9996f7" xmlns="urn:ietf:params:xml:ns:netconf:base:1.0">
  <ok/>
</rpc-reply>
```



# Fault Management Descriptor Deployment

This section describes the parameters that can be used to activate the FMD.

## Operations

### Activating FMD

**Operation:** nsd:activate

**Namespace:** nsd:activate xmlns:nsd="http://www.cisco.com/usp/nfv/usp-nsds"

**Parameters:**

Parameter Name	Required	Type	Description
fmd	O	reference	Reference to Fault Management Descriptor.

### Example RPC

```
<nc:rpc message-id="urn:uuid:a436e985-14ef-4842-8b08-f3dc283b4c18"
xmlns:nc="urn:ietf:params:xml:ns:netconf:base:1.0">
  <nsd:activate xmlns:nsd="http://www.cisco.com/usp/nfv/usp-nsds">
    <nsd:nsd>blrnsd1</nsd:nsd>
    <nsd:fmd>blrfmd1</nsd:fmd>
  </nsd:activate>
</nc:rpc>
```

### Example Output

```
<rpc-reply xmlns:nc="urn:ietf:params:xml:ns:netconf:base:1.0" message-id="urn:uuid:a436e985-14ef-
4842-8b08-f3dc283b4c18" xmlns="urn:ietf:params:xml:ns:netconf:base:1.0">
  <transaction-id xmlns="http://www.cisco.com/usp/nfv/usp-nsds">1511959320-398539</transaction-id>
</rpc-reply>
```

## Obtaining Notifications Generated During FMD Activation

**Operation:** get

**Namespace:** fmd-deployment-event xmlns="http://www.cisco.com/usp/nfv/usp-uas-common-oper"

**Parameters:**

Parameter Name	Required	Type	Description
instance-id	M	string	A unique ID assigned to this descriptor instance. The same ID is used to create operational record for this instance. Hence, you can pull operational record for this instance at a given time.
descriptor-id	M	string	Configuration descriptor ID. This is the descriptor ID, UAS is acting on and this is being provided as part of the request. This descriptor ID has the associated configuration.



Parameter Name	Required	Type	Description
transaction-id	M	string	Unique transaction ID assigned to this instantiation job. You can use this transaction ID to pull details about this request.
operation-type	M	choice string	Type of operation (same as type of transaction)
status	M	choice string	Current deployment status (start, in-progress, error, or success).
steps-total	O	uint16	Total number of steps required to be performed.
steps-completed	O	uint16	Total number of steps completed.
version	O	string	Deployment version.

### Example Notification

```

<notification xmlns="urn:ietf:params:xml:ns:netconf:notification:1.0">
  <eventTime>2017-11-29T12:42:00.477126+00:00</eventTime>
  <ns-deployment-event xmlns="http://www.cisco.com/usp/nfv/usp-uas-common-oper">
    <instance-id>blrnsd1-instance</instance-id>
    <descriptor-id>blrnsd1</descriptor-id>
    <transaction-id>1511959320-398539</transaction-id>
    <operation-type>activate-ns-deployment</operation-type>
    <status>requested</status>
  </ns-deployment-event>
</notification>
<notification xmlns="urn:ietf:params:xml:ns:netconf:notification:1.0">
  <eventTime>2017-11-29T12:42:00.737925+00:00</eventTime>
  <fmd-deployment-event xmlns="http://www.cisco.com/usp/nfv/usp-uas-common-oper">
    <instance-id>blrnsd1-blrfmdl</instance-id>
    <descriptor-id>blrfmdl</descriptor-id>
    <transaction-id>1511959320-642693</transaction-id>
    <operation-type>activate-fmd</operation-type>
    <status>requested</status>
  </fmd-deployment-event>
</notification>
<notification xmlns="urn:ietf:params:xml:ns:netconf:notification:1.0">
  <eventTime>2017-11-29T12:42:00.863248+00:00</eventTime>
  <ns-deployment-event xmlns="http://www.cisco.com/usp/nfv/usp-uas-common-oper">
    <instance-id>blrnsd1-instance</instance-id>
    <descriptor-id>blrnsd1</descriptor-id>
    <transaction-id>1511959320-398539</transaction-id>
    <operation-type>activate-ns-deployment</operation-type>
    <status>in-progress</status>
  </ns-deployment-event>
</notification>
<notification xmlns="urn:ietf:params:xml:ns:netconf:notification:1.0">
  <eventTime>2017-11-29T12:42:01.139044+00:00</eventTime>
  <fmd-deployment-event xmlns="http://www.cisco.com/usp/nfv/usp-uas-common-oper">
    <instance-id>blrnsd1-blrfmdl</instance-id>
    <descriptor-id>blrfmdl</descriptor-id>
    <transaction-id>1511959320-642693</transaction-id>
    <operation-type>activate-fmd</operation-type>
    <status>in-progress</status>
  </fmd-deployment-event>
</notification>
<notification xmlns="urn:ietf:params:xml:ns:netconf:notification:1.0">
  <eventTime>2017-11-29T12:42:01.289693+00:00</eventTime>
  <fmd-deployment-event xmlns="http://www.cisco.com/usp/nfv/usp-uas-common-oper">
    <instance-id>blrnsd1-blrfmdl</instance-id>
    <descriptor-id>blrfmdl</descriptor-id>
    <transaction-id>1511959320-642693</transaction-id>
    <operation-type>activate-fmd</operation-type>
    <status>success</status>
  </fmd-deployment-event>

```

```
</notification>
<notification xmlns="urn:ietf:params:xml:ns:netconf:notification:1.0">
  <eventTime>2017-11-29T12:42:01.432732+00:00</eventTime>
  <ns-deployment-event xmlns="http://www.cisco.com/usp/nfv/usp-uas-common-oper">
    <instance-id>blrnsdl-instance</instance-id>
    <descriptor-id>blrnsdl</descriptor-id>
    <transaction-id>1511959320-398539</transaction-id>
    <operation-type>activate-ns-deployment</operation-type>
    <status>success</status>
  </ns-deployment-event>
</notification>
```