



Release Notes for StarOS™ Software Version 21.13.19

First Published: April 22, 2020

Last Updated: April 22, 2020

Introduction

This Release Notes identify changes and issues related to this software release. This emergency release is based on release 21.13.18. This Release Notes is applicable to the ASR5500, VPC-SI, and VPC-DI platforms.

Release Package Version Information

Software Packages	Version
StarOS packages	21.13.19, build 75370

Descriptions for the various packages provided with this release are located in [Release Package Descriptions](#).

Feature and Behavior Changes

The following features and/or behavior changes have been introduced in this emergency release.

Refer to the [Release Change Reference](#) for a complete list of feature and behavior changes associated with the software release on which this emergency release is based.

Related Documentation

For a complete list of documentation available for this release, go to <http://www.cisco.com/c/en/us/support/wireless/asr-5000-series/products-installation-and-configuration-guides-list.html>.

Installation and Upgrade Notes

This Release Note does not contain installation and upgrade instructions. Refer to the existing installation documentation for specific installation and upgrade considerations.

Firmware Updates

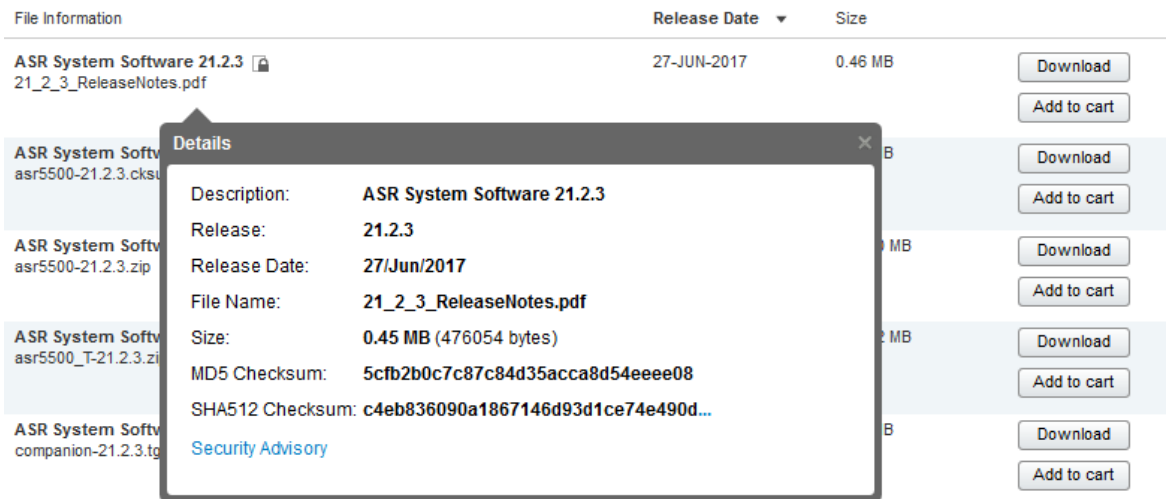
There are no firmware upgrades required for this release.

Software Integrity Verification

To verify the integrity of the software image you have from Cisco, you can validate the SHA512 checksum information against the checksum identified by Cisco for the software.

Image checksum information is available through the following mechanisms:

- **Cisco.com Software Download Details:** To find the checksum, hover the mouse pointer over the software image you have downloaded.



At the bottom you find the SHA512 checksum, if you do not see the whole checksum you can expand it by pressing the "..." at the end.

- **.cksums file:** A file containing software image checksum information is distributed with the image files. The naming convention for this file is:

`<product>-<version>.cksums`

Example: `asr5500-21.4.0.cksums`

To validate the information, calculate a SHA512 checksum using the information in [Table 1](#) and verify that it matches either the one provided on the software download page.

To calculate a SHA512 checksum on your local desktop please see the table below.

Table 1 – Checksum Calculations per Operating System

Operating System	SHA512 checksum calculation command examples
Microsoft Windows	Open a command line window and type the following command <pre>> certutil.exe -hashfile <filename>.<extension> SHA512</pre>
Apple MAC	Open a terminal window and type the following command <pre>\$ shasum -a 512 <filename>.<extension></pre>
Linux	Open a terminal window and type the following command <pre>\$ sha512sum <filename>.<extension></pre> <p>Or</p> <pre>\$ shasum -a 512 <filename>.<extension></pre>

Open Bugs for This Release

Operating System	SHA512 checksum calculation command examples
<p>NOTES:</p> <p><filename> is the name of the file.</p> <p><extension> is the file extension (e.g. .zip or .tgz).</p>	

If the SHA512 checksum matches, you can be sure that no one has tampered with the software image or the image has not been corrupted during download.

If the SHA512 checksum does not match, we advise you to not attempt upgrading any systems with the corrupted software image. Download the software again and verify the SHA512 checksum again. If there is a constant mismatch, please open a case with the Cisco Technical Assistance Center.

Certificate Validation

StarOS software images are signed via x509 certificates. Please view the .README file packaged with the software for information and instructions on how to validate the certificates.

NOTE: Image signing is not currently supported for VPC-SI and/or VPC-DI software packages.

Open Bugs for This Release

The table below highlights the known bugs that were found in, and/or that remain open in this software release.

NOTE: This software release may contain open bugs first identified in other releases. Additional information for all open bugs for this release are available in the [Cisco Bug Search Tool](#).

Bug ID	Headline	Product Found*
CSCvo32007	[PLT-CUPS] CUPS continuous SESSMGR Restarts observed on CP when bringing up static calls	cups-cp
CSCvo22255	[BP-CUPS] Assert failure at sessmgr_pgw_send_delete_bearer_to_driver()	cups-cp
CSCvo25753	sm restart observed in UP with make break calls in the background	cups-cp
CSCvo48919	"[BP-CUPS]: CREATE FAR not sent, when rule installed in 2nd SX_MODIFY, after 1st SX_MODIFY failure"	cups-cp
CSCvo80112	[PLT-CUPS]New chunk allocation to UPs not happening after pool context vpnmgr recovery	cups-cp
CSCvo87716	[PLT-CUPS] IP pool chunks not allocated from all IP pools	cups-cp
CSCvp36411	[CUPS] sessmgr error log fastpath_row_read()returned error 0x80002001flow action is discard/normal	cups-up
CSCvr07640	[BP-CUPS]: Assertion failure at uplane_acsm_compile uplane_build_pattern_matching_automaton	cups-up
CSCvn14097	[BP-CUPS] Access Type of Pure-S call is displayed as 'Unknown'	cups-up
CSCvo09852	[BP-CUPS-VPP] sessmgr restarts when task kill of sessmgr done on UP	cups-up
CSCvo14919	[BP-CUPS] Seg. fault at sn_slist_remove_by_key()	cups-up
CSCvo39232	[PLT-CUPS] memif packet drops observed with single call running HTTP traffic	cups-up

Open Bugs for This Release

Bug ID	Headline	Product Found*
CSCvo48870	[PLT-CUPS]Calls are not coming up after adding new UP when new UP doesn't get any chunks	cups-up
CSCvp05710	"[BP-CUPS] On PureP -Collapsed HO and HB, TEP rows are intact marked as DeferDel:Yes"	cups-up
CSCvp19977	"[BP-CUPS]Post UE movement of idle to active, dedicated bearer creation leads to incorrect tep entry."	cups-up
CSCvq76655	sessmgr restart with no accompanying core files	pdn-gw
CSCvq90947	IPV6 flow label being reset to 0x0 in iPhone while engaging CUSP Proxy	pdn-gw
CSCvo32237	[BP-ICUPS]: some UDP streams going to passive post ICSR switchover	pdn-gw
CSCvo89792	[BP-ICUPS]:servers-unreachable CCRU is not going for interim-quota exhaust	pdn-gw
CSCvp05860	[BP-ICUPS] fastpath_row_read(): returned error 0x80002001 on Active	pdn-gw
CSCvp06042	[BP-ICUPS] : Sessmgr restarts observed after 8hrs of callmodel @PC: acs_http_pkt_inspection()	pdn-gw
CSCvq90966	With CUSP Enabled Sessmgr Tasks go into a warn state	pdn-gw
CSCvq91157	CUSP enabled chassis reporting connectivity issue while utilizing VPN (443 based - HTTPS)	pdn-gw
CSCvo37441	wrong firewall Ruledef stats shown in 'show active-charging ruledef statistics all firewall wide'.	pdn-gw
CSCvo66706	[PLT-ICUPS]vpp restart for pcap generation with panopticon in vec_resize_allocate_memory for ASR5500	pdn-gw
CSCvp13958	"[BP-ICUPS] : sessmgr 0 error Timeout Processing: Time out, MSG ID:83773,wheel Slot Id:2951,cmd: 15"	pdn-gw
CSCvp13975	[BP-ICUPS] : sessmgr_10207_info SMU-FAPI: Received Unsol FAPI event 1 messages in syslogs	pdn-gw
CSCvq91120	21.13.9: TRM sessmgr restart	pdn-gw
CSCvr45480	CUSP enabled UE's not able to connect to secure email gateway server	pdn-gw
CSCvo85755	[PLT-ICUPS] HS-LI-UDP: Uplink packets are not getting intercepted	sae-gw
CSCvp16897	[BP-ICUPS] ITC dropped pkts are not seen in both direction for a single call though dropped at vpp	sae-gw
CSCvp18765	"[BP-ICUPS] : PassiveStream: Post qci change is dscp marking not working, vpp uses old qci-dscp mapng"	sae-gw
CSCvp61777	Sessmgr restart in DCCA path for buffered packet processing	sae-gw
CSCvs43940	sessmgr_wifigw_tft_get_subsess_from_tft() ipv4	samog
CSCvp05787	sessmgr restart seen with function egtpc_handle_del_bearer_cmd_req_evt()	sgsn
CSCvr09725	Memory allocated to gbmgr is 0k when SF have 24Gb mem	sgsn
CSCvp33449	PLT-ICUPS : vpnmgr crestarts followed by bfd restarts on ICSR chassis	staros

Resolved Bugs for This Release

Bug ID	Headline	Product Found*
* Information in the "Product Found" column identifies the product in which the bug was initially identified.		

Resolved Bugs for This Release

The table below highlights the known bugs that are resolved in this specific software release.

NOTE: This software release may contain bug fixes first introduced in other releases. Additional information for all resolved bugs for this release are available in the [Cisco Bug Search Tool](#).

Bug ID	Headline	Product Found*
CSCvt44875	[Non-IP Data Over SCEF] MME does not send CMR-Update on PTW	mme
CSCvt52048	MME shall not set CMR-Flags =1 (ue-reachable for data) in CMR before Attach is completed	mme
CSCvt44868	"[Non-IP Data Over SCEF] MME sending DIAMETER_ERROR_UNREACHABLE_USER, MT data not delivered"	mme
* Information in the "Product Found" column identifies the product in which the bug was initially identified.		

Operator Notes

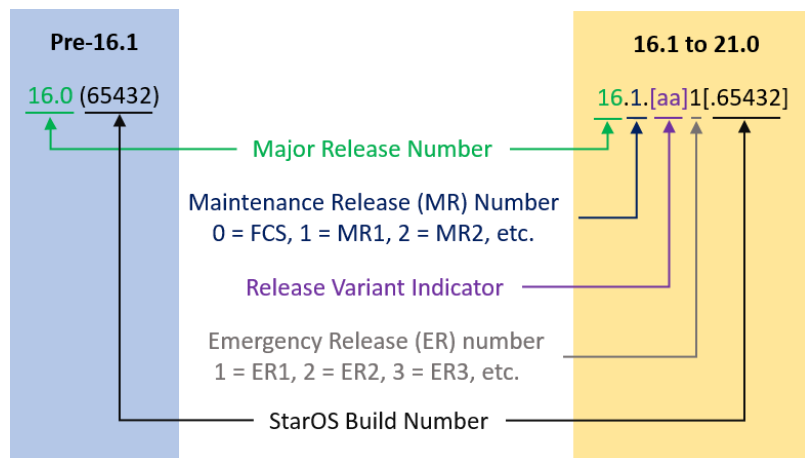
StarOS Version Numbering System

The output of the **show version** command displays detailed information about the version of StarOS currently running on the ASR 5x00 or Cisco Virtualized Packet Core platform.

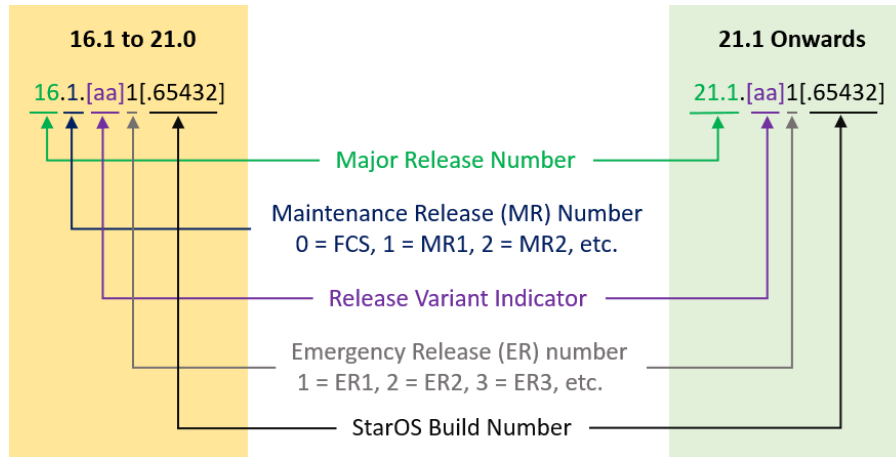
Prior to release 16.1, the *Image Version* field displayed a branch of software including the build number, for example "16.0 (55435)". Subsequent releases of software for the major release differed only in build number. Lab Quality/EFT releases versus deployment releases also differed only in build number.

From release 16.1 onwards, the output of the **show version** command, as well as the terminology used to describe the Build Version Number fields, has changed. Additionally, **show version** will display slightly different information depending on whether or not a build is suitable for deployment.

The Version Build Number for releases between 16.1 and 21.0 include a major, maintenance, and emergency release number, for example "16.1.2".



The Version Build Number for releases 21.1 and later include a major and emergency release number, for example, "21.1.1".



In either scenario, the appropriate version number field increments after a version has been released. The new version numbering format is a contiguous sequential number that represents incremental changes between releases. This format will facilitate identifying the changes between releases when using Bug Search Tool to research software releases.

Release Package Descriptions

[Table 2](#) lists provides descriptions for the packages that are available with this release.

Table 2 - Release Package Information

Package	Description
ASR 5500	
asr5500-<release>.bin	A zip file containing the signed ASR 5500 software image, the signature file, a verification script, the x509 certificate, and a README file containing information on how to use the script to validate the certificate.
asr5500_T-<release>.bin	A zip file containing the signed, trusted ASR 5500 software image, the signature file, a verification script, the x509 certificate, and a README file containing information on how to use the script to validate the certificate.
VPC-DI	
qvp-di-<release>.bin	The VPC-DI binary software image which is used to replace a previously deployed image on the flash disk in existing installations.
qvp-di_T-<release>.bin	The trusted VPC-DI binary software image which is used to replace a previously deployed image on the flash disk in existing installations.
qvp-di-<release>.iso	The VPC-DI ISO used for new deployments a new virtual machine is manually created and configured to boot from a CD image.
qvp-di_T-<release>.iso	The trusted VPC-DI ISO used for new deployments a new virtual machine is manually created and configured to boot from a CD image.
qvp-di-template-vmware-<release>.tgz	The VPC-DI binary software image that is used to on-board the software directly into Vmware.
qvp-di-template-vmware_T-<release>.tgz	The trusted VPC-DI binary software image that is used to on-board the software directly into Vmware.

Package	Description
qvpq-di-template-libvirt-kvm-<release>.tgz	This is an archive that includes the same VPC-DI ISO identified above, but additional installation files for using it on KVM.
qvpq-di-template-libvirt-kvm_T-<release>.tgz	This is an archive that includes the same trusted VPC-DI ISO identified above, but additional installation files for using it on KVM.
qvpq-di-<release>.qcow2.tgz	The VPC-DI binary software image in a format that can be loaded directly with KVM using an XML definition file, or with OpenStack.
qvpq-di_T-<release>.qcow2.tgz	The trusted VPC-DI binary software image in a format that can be loaded directly with KVM using an XML definition file, or with OpenStack.
VPC-SI	
qvpq-si-<release>.bin	The VPC-SI binary software image which is used to replace a previously deployed image on the flash disk in existing installations.
qvpq-si_T-<release>.bin	The trusted VPC-SI binary software image which is used to replace a previously deployed image on the flash disk in existing installations.
qvpq-si-<release>.iso	The VPC-SI ISO used for new deployments a new virtual machine is manually created and configured to boot from a CD image.
qvpq-si_T-<release>.iso	The trusted VPC-SI ISO used for new deployments a new virtual machine is manually created and configured to boot from a CD image.
qvpq-si-template-vmware-<release>.ova	The VPC-SI binary software image that is used to on-board the software directly into Vmware.
qvpq-si-template-vmware_T-<release>.ova	The trusted VPC-SI binary software image that is used to on-board the software directly into Vmware.
qvpq-si-template-libvirt-kvm-<release>.tgz	This is an archive that includes the same VPC-SI ISO identified above, but additional installation files for using it on KVM.
qvpq-si-template-libvirt-kvm_T-<release>.tgz	This is an archive that includes the same trusted VPC-SI ISO identified above, but additional installation files for using it on KVM.
qvpq-si-<release>.qcow2.gz	The VPC-SI binary software image in a format that can be loaded directly with KVM using an XML definition file, or with OpenStack.
qvpq-si_T-<release>.qcow2.gz	The trusted VPC-SI binary software image in a format that can be loaded directly with KVM using an XML definition file, or with OpenStack.
StarOS Companion Package	
companion-<release>.tgz	An archive containing numerous files pertaining to this version of the StarOS including SNMP MIBs, RADIUS dictionaries, ORBEM clients. These files pertain to both trusted and non-trusted build variants.

Obtaining Documentation and Submitting a Service Request

For information on obtaining documentation, using the Cisco Bug Search Tool (BST), submitting a service request, and gathering additional information, see *What's New in Cisco Product Documentation*, at:

<http://www.cisco.com/c/en/us/td/docs/general/whatsnew/whatsnew.html>.

Subscribe to *What's New in Cisco Product Documentation*, which lists all new and revised Cisco technical documentation, as an RSS feed and deliver content directly to your desktop using a reader application. The RSS feeds are a free service.

THE SPECIFICATIONS AND INFORMATION REGARDING THE PRODUCTS IN THIS MANUAL ARE SUBJECT TO CHANGE WITHOUT NOTICE. ALL STATEMENTS, INFORMATION, AND RECOMMENDATIONS IN THIS MANUAL ARE BELIEVED TO BE ACCURATE BUT ARE PRESENTED WITHOUT WARRANTY OF ANY KIND, EXPRESS OR IMPLIED. USERS MUST TAKE FULL RESPONSIBILITY FOR THEIR APPLICATION OF ANY PRODUCTS.

THE SOFTWARE LICENSE AND LIMITED WARRANTY FOR THE ACCOMPANYING PRODUCT ARE SET FORTH IN THE INFORMATION PACKET THAT SHIPPED WITH THE PRODUCT AND ARE INCORPORATED HEREIN BY THIS REFERENCE. IF YOU ARE UNABLE TO LOCATE THE SOFTWARE LICENSE OR LIMITED WARRANTY, CONTACT YOUR CISCO REPRESENTATIVE FOR A COPY.

The Cisco implementation of TCP header compression is an adaptation of a program developed by the University of California, Berkeley (UCB) as part of UCB's public domain version of the UNIX operating system. All rights reserved. Copyright © 1981, Regents of the University of California.

NOTWITHSTANDING ANY OTHER WARRANTY HEREIN, ALL DOCUMENT FILES AND SOFTWARE OF THESE SUPPLIERS ARE PROVIDED "AS IS" WITH ALL FAULTS. CISCO AND THE ABOVE-NAMED SUPPLIERS DISCLAIM ALL WARRANTIES, EXPRESSED OR IMPLIED, INCLUDING, WITHOUT LIMITATION, THOSE OF MERCHANTABILITY, FITNESS FOR A PARTICULAR PURPOSE AND NONINFRINGEMENT OR ARISING FROM A COURSE OF DEALING, USAGE, OR TRADE PRACTICE.

IN NO EVENT SHALL CISCO OR ITS SUPPLIERS BE LIABLE FOR ANY INDIRECT, SPECIAL, CONSEQUENTIAL, OR INCIDENTAL DAMAGES, INCLUDING, WITHOUT LIMITATION, LOST PROFITS OR LOSS OR DAMAGE TO DATA ARISING OUT OF THE USE OR INABILITY TO USE THIS MANUAL, EVEN IF CISCO OR ITS SUPPLIERS HAVE BEEN ADVISED OF THE POSSIBILITY OF SUCH DAMAGES.

Any Internet Protocol (IP) addresses and phone numbers used in this document are not intended to be actual addresses and phone numbers. Any examples, command display output, network topology diagrams, and other figures included in the document are shown for illustrative purposes only. Any use of actual IP addresses or phone numbers in illustrative content is unintentional and coincidental.

All printed copies and duplicate soft copies are considered un-Controlled copies and the original on-line version should be referred to for latest version.

Cisco has more than 200 offices worldwide. Addresses, phone numbers, and fax numbers are listed on the Cisco website at www.cisco.com/go/offices.

Cisco and the Cisco logo are trademarks or registered trademarks of Cisco and/or its affiliates in the U.S. and other countries. To view a list of Cisco trademarks, go to this URL: www.cisco.com/go/trademarks. Third-party trademarks mentioned are the property of their respective owners. The use of the word partner does not imply a partnership relationship between Cisco and any other company. (1721R)

© 2020 Cisco Systems, Inc. All rights reserved.